

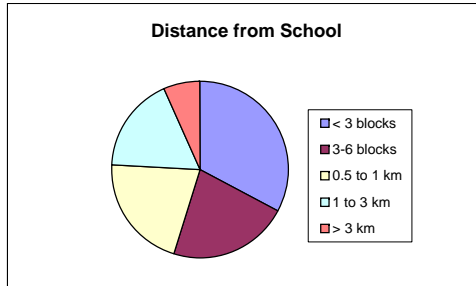
Ferris Elementary School

Enrolment:	564	# of Responses Received:	218
Cross Boundary:	67	Responses as % of Enrolment:	38.7%
% Cross Boundary:	11.9%		

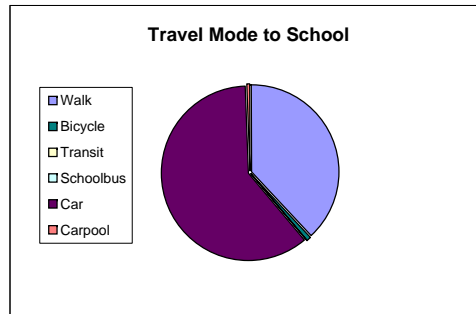
Question: How far away from school do you live? How do your children travel to school?

Travel Mode to School	< 3 Blocks		3 - 6 Blocks		0.5 to 1 km		1 to 3 km		> 3 km	
	#	%	#	%	#	%	#	%	#	%
Walk	31.5	55%	16	42%	13	35%	4	13%	2	17%
Bicycle	1	2%		0%		0%		0%	0.5	4%
Transit		0%		0%		0%		0%		0%
Schoolbus		0%		0%		0%		0%		0%
Car	24.5	43%	22.5	58%	23.5	64%	26	85%	9	78%
Carpool		0%		0%	0.5	1%	0.5	2%		0%
Total	57	100%	38.5	100%	37	100%	30.5	100%	11.5	100%
% of Distance Across All Distances		33%		22%		21%		17%		7%

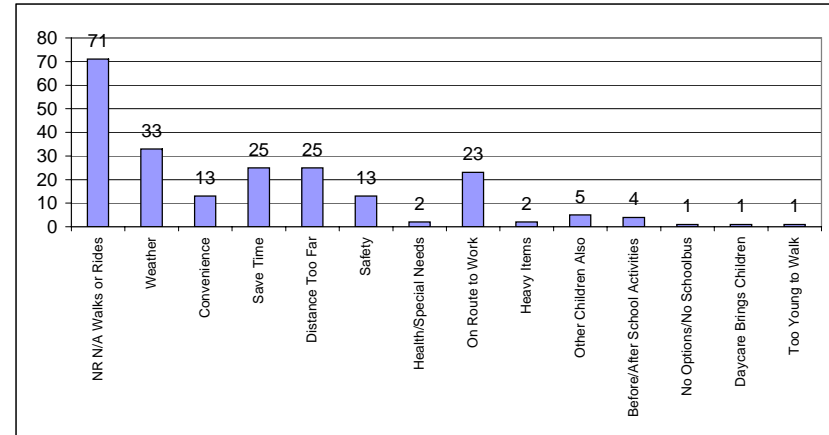
Distance from School	Total Across All Distances	
	#	%
< 3 blocks	57	33%
3-6 blocks	38.5	22%
0.5 to 1 km	37	21%
1 to 3 km	30.5	17%
> 3 km	11.5	7%
Total	174.5	100%



Travel Mode to School	Total Across All Distances	
	#	%
Walk	66.5	38%
Bicycle	1.5	1%
Transit	0	0%
Schoolbus	0	0%
Car	105.5	60%
Carpool	1	1%
Total	174.5	100%



Question: If you drive your children to school, why do you make this choice?



Question: What do you consider the greatest danger facing a child in the area of the school?

