

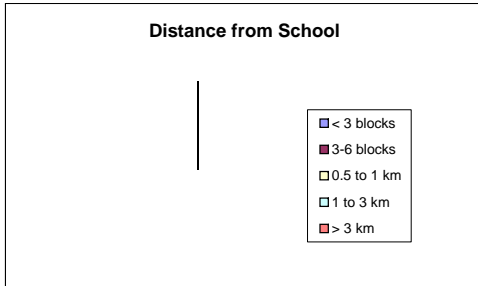
DeBeck Elementary School

Enrolment:	240	# of Responses Received:	0
Cross Boundary:	62	Responses as % of Enrolment:	0.0%
% Cross Boundary:	25.8%		

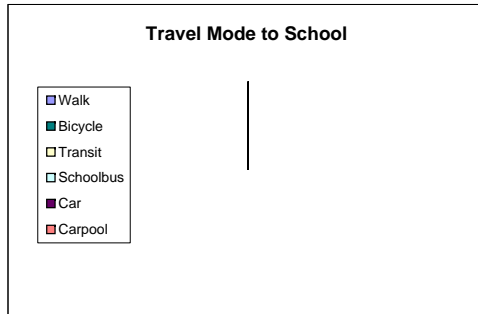
Question: How far away from school do you live? How do your children travel to school?

Travel Mode to School	< 3 Blocks		3 - 6 Blocks		0.5 to 1 km		1 to 3 km		> 3 km	
	#	%	#	%	#	%	#	%	#	%
Walk										
Bicycle										
Transit										
Schoolbus										
Car										
Carpool										
Total	0		0		0		0		0	
% of Distance Across All Distances										

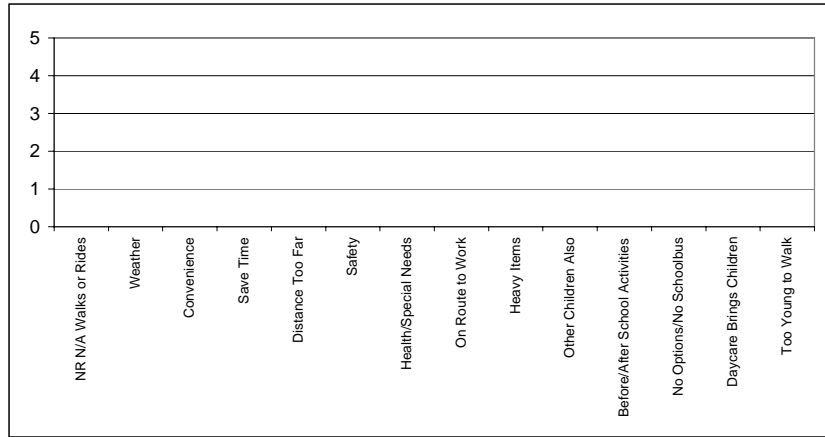
Distance from School	Total Across All Distances	
	#	%
< 3 blocks	0	
3-6 blocks	0	
0.5 to 1 km	0	
1 to 3 km	0	
> 3 km	0	
Total	0	



Travel Mode to School	Total Across All Distances	
	#	%
Walk	0	
Bicycle	0	
Transit	0	
Schoolbus	0	
Car	0	
Carpool	0	
Total	0	



Question: If you drive your children to school, why do you make this choice?



Question: What do you consider the greatest danger facing a child in the area of the school?

