



The applicant is responsible for purchasing and installing informational signage on the site. If you have any questions, please contact the Development Applications Clerk at 604-276-4395.

## Content

The outline of the development site, as given in the application, must be outlined in **BLUE** for a *Development Application* for a Development Variance Permit. The Development Applications Department, by letter, will provide the appropriate text for the sign shortly after the application has been submitted to the City of Richmond. Should the intent of the application change, it is the applicant's responsibility to ensure that the signage is altered as appropriate.

## Size

Signs should be approximately 1.2 m x 2.4 m.

## Location

Signs must be placed so that they can be clearly read from streets and be clear of all site obstructions. Where a site abuts two separate but unconnected improved public roads, two identical signs must be placed on the site, one on each road.

When placed at ground level the sign should be located within the site, approximately 3 m from any property line. The top of the sign should be approximately 2.4 m high.

When secured to the face or outside of a building the top of a sign should not be more than 4.8 m from the ground.

## Installation

Unless secured to a building, the sign should be supported only by posts and poles.

Signs must be installed in a sound, workmanlike manner, capable of withstanding wind and weather.

Signs must be posted and maintained, by the applicant, until Council has made a final decision.

## Installation Notification

The applicant or agent must advise the Development Applications Department when signs have been installed on site. The *Development Application* for a Development Variance Permit will not normally be considered the Development Permit Panel unless the required sign has been in place for 14 days prior to the meeting.

## Removal

The sign must remain in place until Council has made a final decision on the application. The sign **must be removed** from the site no later than **14 days** after Council's final decision.

# DEVELOPMENT VARIANCE PERMIT SIGN

100mm  
LETTERING

NAME OF  
APPLICANT

50mm  
LETTERING

OUTLINE  
DESCRIPTION  
OF VARIANCES  
ie: lot width,  
subdivision works,  
etc.

50mm  
LETTERING

## DEVELOPMENT VARIANCE PERMIT APPLICATION

has applied to the City of Richmond  
for permission to \_\_\_\_\_

---



---



---




---

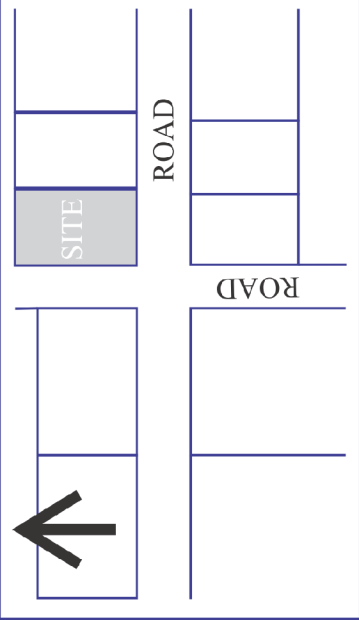


---




---






MAY BE OBTAINED AT THE PLANNING & DEVELOPMENT  
DIVISION, CITY HALL 604-276-4395  
FILE NO. \_\_\_\_\_


150mm




1150mm




37.5mm LETTERING




1000mm




150mm




300mm




600mm



1200mm



2450mm



### SPECIFICATION

Blue background (Reflex Blue) with white Helvetica Medium lettering.

Site map will have white background with blue lines.

The map will show the project location, adjoining roads and properties, address and north arrow.

Note: Drawing is not to scale.



City of  
Richmond

## Notification of Sign Placement for a Development Variance Permit Application

Development Applications Department  
6911 No. 3 Road, Richmond, BC V6Y 2C1

[www.richmond.ca](http://www.richmond.ca)

Contact: 604-276-4395 Fax: 604-276-4052

Date: \_\_\_\_\_

Project Location: \_\_\_\_\_

File No.: \_\_\_\_\_

**(Place photograph here.)**

The photograph should clearly indicate:

- a) The sign's placement; and
- b) The text on the sign.

I hereby certify that the sign depicted in the above photograph has been placed on the site of our *Development Application* for a Development Variance Permit.

\_\_\_\_\_  
Application's Signature

**A change of intent will require you to amend your sign. The sign must be maintained until Council approves or denies the application and must be removed.**

This form should be returned to City of Richmond, Development Applications Department,  
6911 No. 3 Road, Richmond, BC V6Y 2C1.