

Immigration Hot Facts

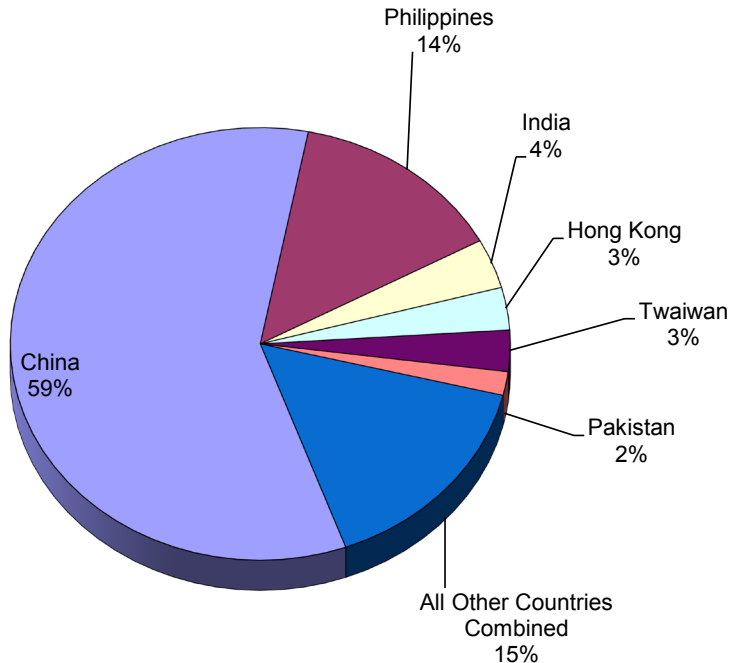
Immigrants in Richmond

According to the 2016 Census, 36.5% of Richmond residents were Canadian by birth, 60.2% were immigrants and the remaining 3.3% were non-permanent residents (person from another country who has a work or study permit, or who is a refugee claimant). Over the past fifteen years, the overall proportion of immigrant residents has been increasing.

60% percent of the total immigrant population in Richmond were 25 years or older at time of immigration, while 33.2% were 5-24 years old at time of immigration.

Countries of Origin For Recent Immigrants, 2016

Between January 1, 2011, and May 10, 2016, an estimated 15,245 immigrants came to Richmond from countries all over the world. The graphic below provides an overall sense of the countries of origin for recent immigrants to Richmond.



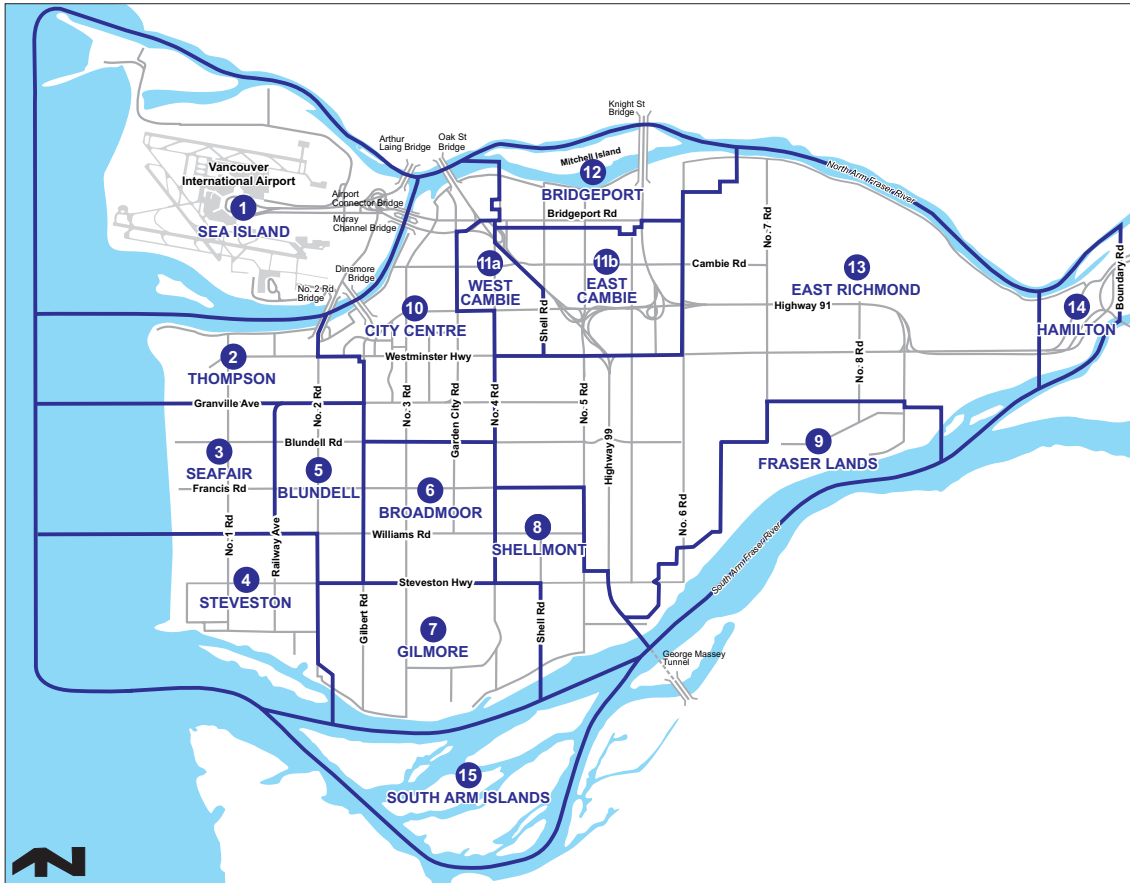
The Six Leading Countries of Birth for Recent Immigrants to Richmond, 2016

Collectively the six countries listed below represent 84.4% of the total recent immigrants to Richmond.

Country	2016 Census
China	8,940
Phillippines	2,135
India	565
Hong Kong	485
Taiwan	470
Pakistan	270

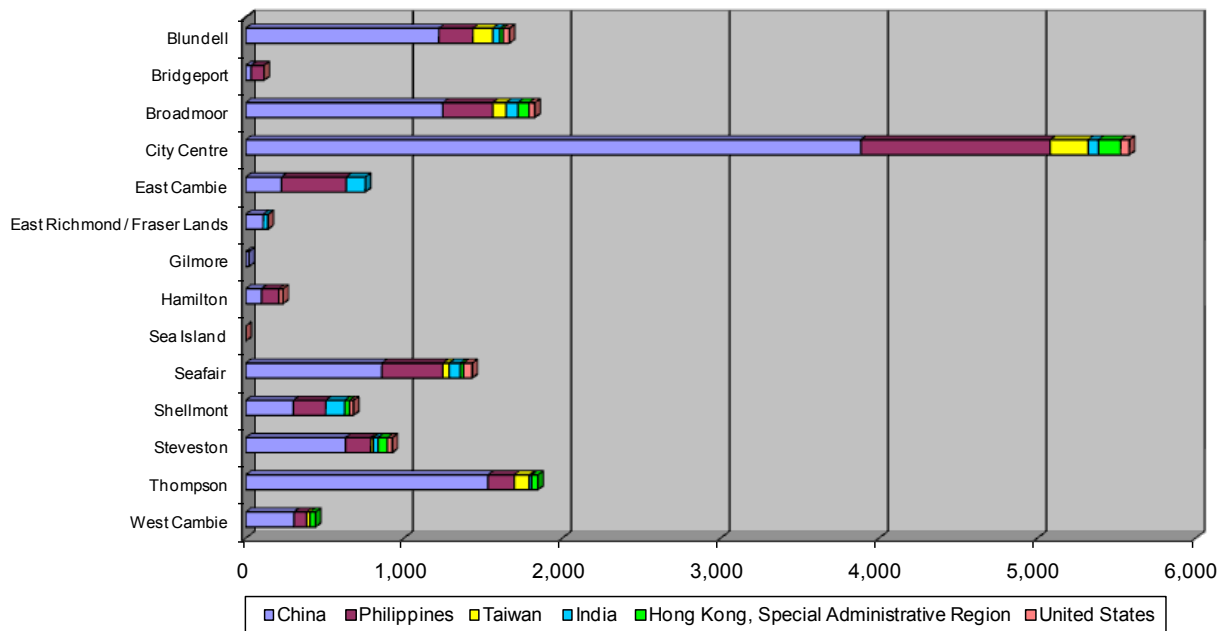
Source: Statistics Canada, 2016 Census.

Destinations For Recent Immigrants to Richmond by Planning Area Richmond's Planning Areas Map



The graph below shows which Planning Areas that recent immigrants to Richmond chose to reside in 2011. The City Centre, Broadmoor, Thompson, Blundell, and Seafair Planning Areas received the greatest number of recent immigrants.

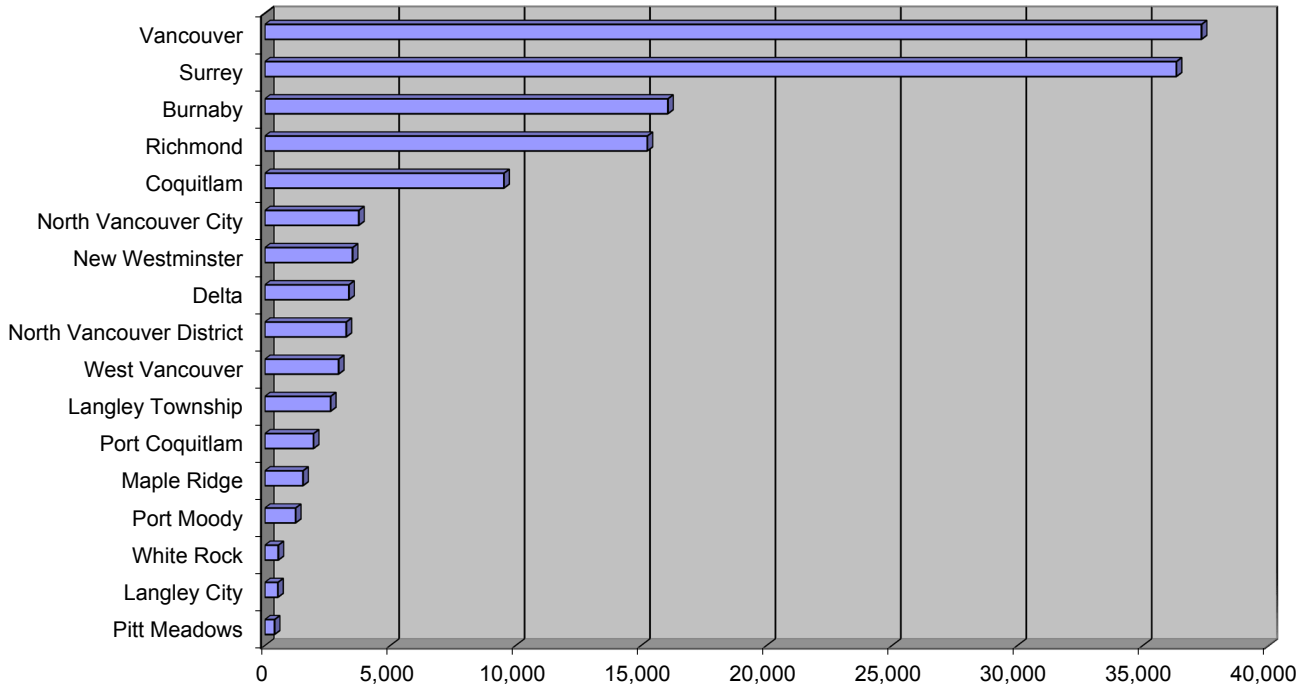
Destinations for Recent Immigrants from the Six Leading Countries of Birth (2011 National Household Survey)



How Does Richmond Compare?

Out of 17 municipalities in Metro Vancouver, Richmond received the fourth largest number of recent immigrants between 2011 and 2016.

Metro Vancouver Destination Cities for Recent Immigrants (2016 Census)



Summary

Canada is a nation of immigrants and Richmond's population reflects this as 60% of its population were born in countries other than Canada. The immigration population continues to climb as a percentage of total population.

The top three source countries for recent immigrants to Richmond are China, the Philippines and India.

The top three Planning Area destinations for recent immigrants to Richmond are the City Centre, Broadmoor, and Thompson.

Richmond continues to receive a significant number of new immigrants arriving in the Lower Mainland.

For Further Information:

Please contact the Policy Planning Department at 604-276-4116 or communityplanning@richmond.ca.

City of Richmond

6911 No. 3 Road, Richmond, BC V6Y 2C1
www.richmond.ca