

Family Structure & Marital Status Hot Facts

Introduction

Statistics Canada provides the City with information on family size and family structure by marital and common-law status, as well as information on family size.

This edition of Hot Facts provides figures from the 2016 and 2011 Census related to family structure and marital status, and compares them with other municipalities within Greater Vancouver.

Census Families

A census family refers to a married couple (with or without children of either and/or both partners), a common-law couple (with or without children of either and/or both partners) or a lone parent of any marital status, with at least one child living in the same dwelling. A couple may be of opposite or same sex. Children in a census family include grandchildren living with their grandparent(s) but with no parents present.

Private Households

A private household refers to a person or a group of persons (other than foreign residents) who occupy the same dwelling and who do not have a usual place of residence elsewhere in Canada. It may consist of a family group (census family) with or without other persons, of two or more families sharing a dwelling, of a group of unrelated persons, or of one person living alone.

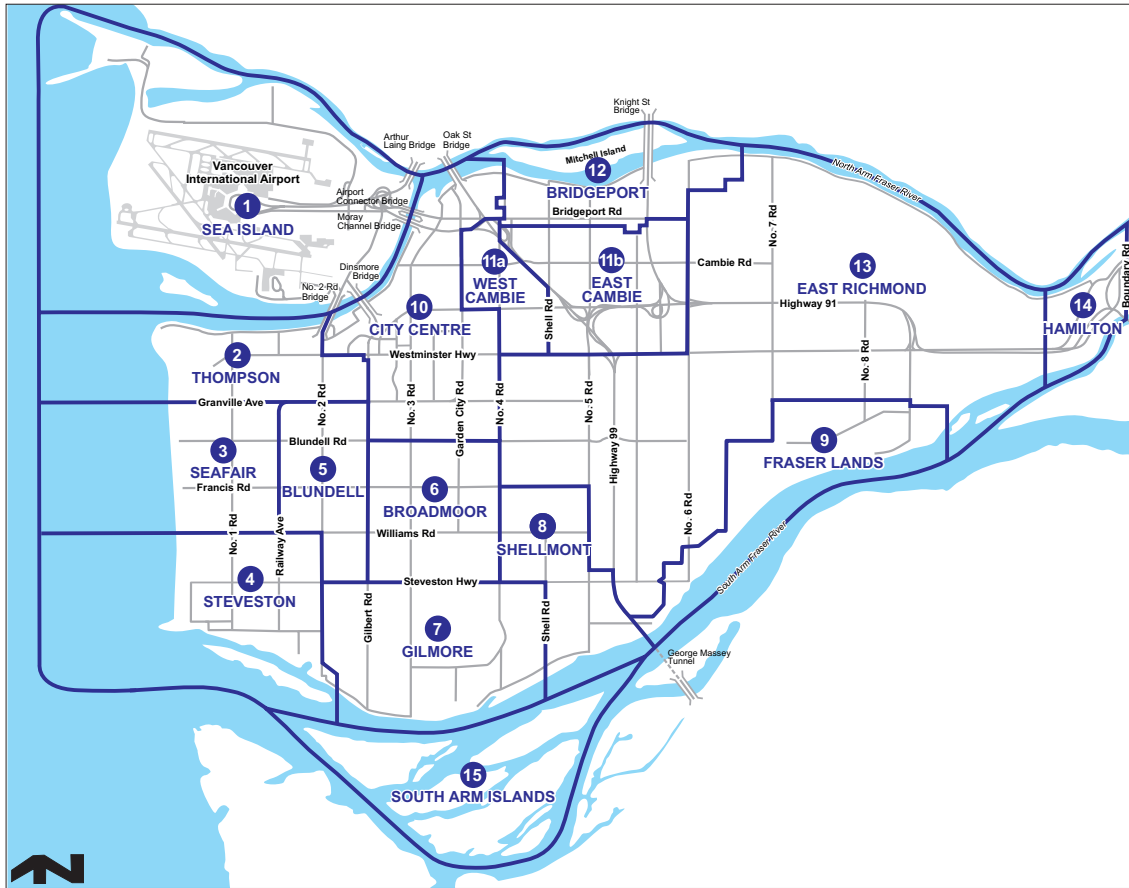
The following table summarizes census family statistics for Richmond in 2011 and 2016.

Richmond Census Families and Households

	2011	2016
Total number of census families	55,400	57,975
Total private households	67,975	73,455
Average number of persons in all census families	3.0	2.9

Source: Statistics Canada, 2016 Census.

Richmond's Planning Areas Map



Average Number of Persons per Census Family by Planning Area

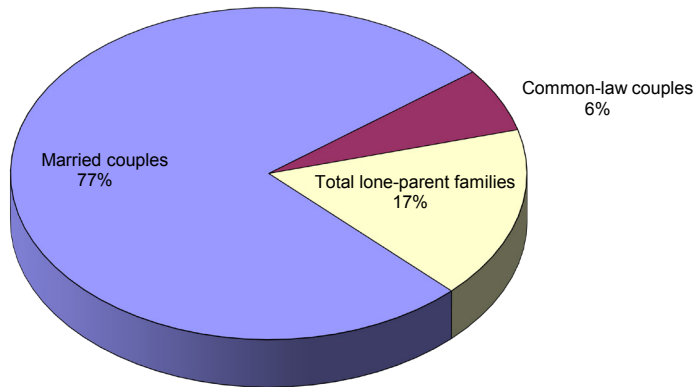
Planning Area	Average Family Size
Blundell	3.0
Bridgeport	3.0
Broadmoor	3.0
City Centre	2.7
East Cambie	3.1
East Richmond	3.0
Fraser Lands	2.2
Gilmore	2.9
Hamilton	3.1
Sea Island	3.0
Seafair	2.9
Shellmont	3.0
Steveston	2.9
Thompson	3.0
West Cambie	2.9
Richmond Average	2.9

Source: Statistics Canada, 2016 Census.

Richmond has 57,975 census-family households out of a total of 73,455 private households. The 2016 Census estimates that there is an average number of 2.9 persons per census family.

83.2% of Richmond’s families include either married (44,640) or common-law (3,615) couples with a further 16.8% (9,710) being lone-parent families. Female lone-parents (8,075) account for 83% of lone-parent families while male lone-parents (1,635) account for 17%.

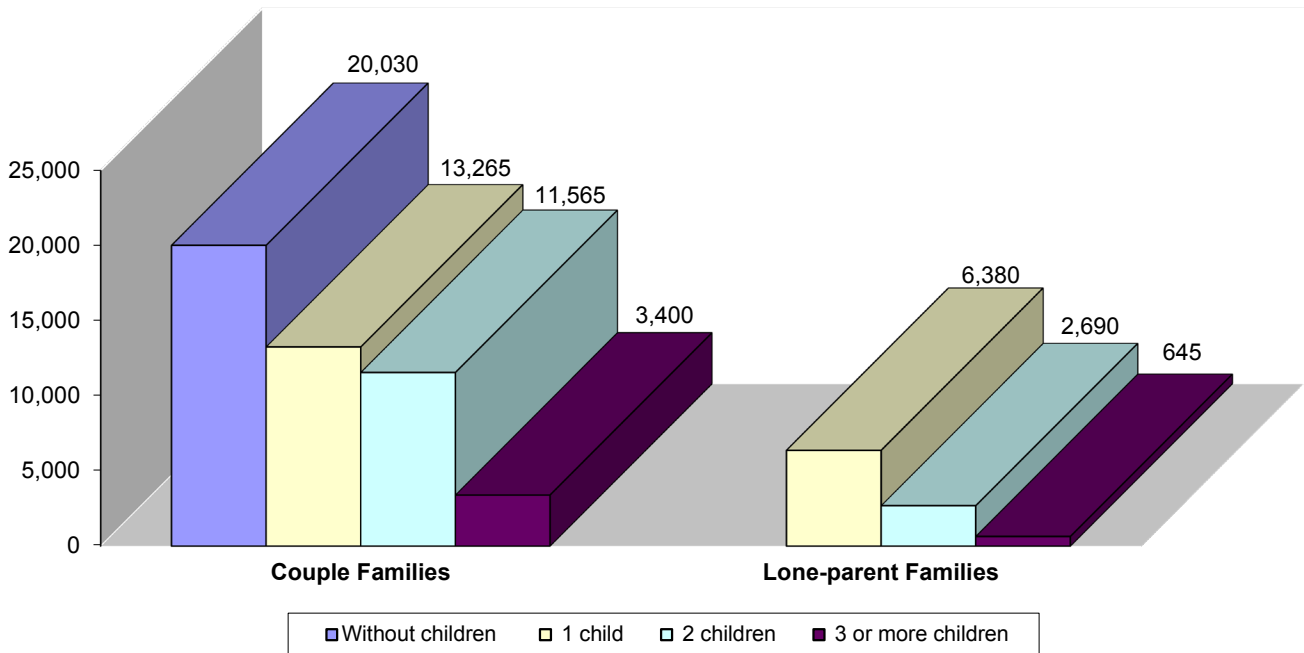
Family Structure (2016 Census)



Source: Statistics Canada, 2016 Census.

Fifty-nine percent of couples have children while 41% are without children. Of the couples that have children, 47% have 1 child, 41% have 2 children, and 12% have 3 or more children. By comparison, 66% of lone-parent families have 1 child, 28% have 2 children, and 6% have 3 or more children.

Family Structure and Marital Status (2016 Census)



Source: Statistics Canada, 2016 Census.

Family Size

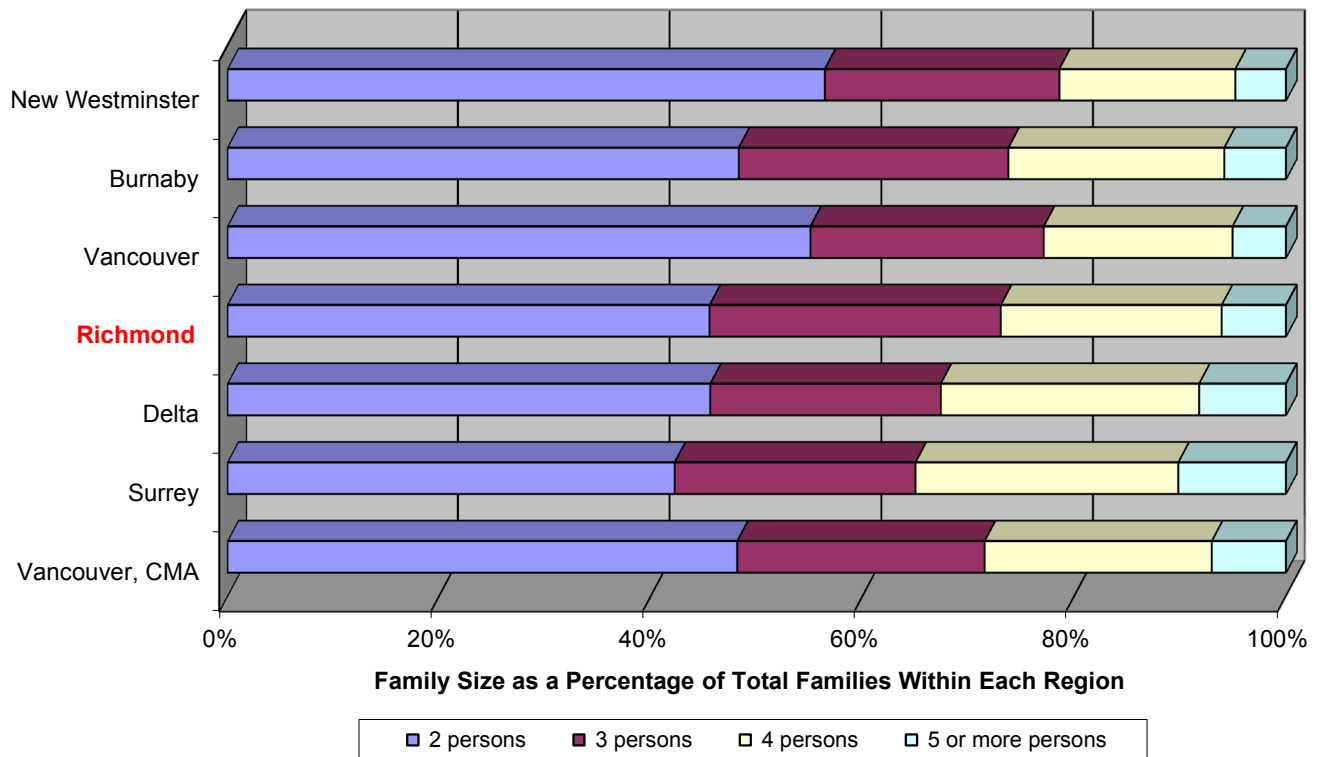
The proportion of two person families has increased since 2011, with four and five or more person families decreasing. The proportion of Richmond's population made up by three person families has remained the same.

Family Size	2011	2016
2 person	42%	45%
3 person	28%	28%
4 person	23%	21%
5+ person	7%	6%

Source: Statistics Canada, 2016 Census.

How Does Richmond Compare?

Regional Comparison of Family Size in Private Households (2016 Census)



Source: Statistics Canada, 2016 Census.

For Further Information:

Please contact the Policy Planning Department at 604-276-4116 or communityplanning@richmond.ca.

City of Richmond

6911 No. 3 Road, Richmond, BC V6Y 2C1
www.richmond.ca