



City of Richmond




Report to Council

To: Richmond City Council
From: Jerry Chong
Acting General Manager, Finance and
Corporate Services
Date: June 6, 2022
File: 03-1200-03/2022-Vol
01
Re: **2021 Council Remuneration and Expenses**

Staff Recommendation

That the report titled 2021 Council Remuneration and Expenses be received for information.

Jerry Chong
Acting General Manager, Finance and Corporate Services
(604-276-4064)

REPORT CONCURRENCE	
CONCURRENCE OF GENERAL MANAGER	
 Acting GM, F&CS	
SENIOR MANAGEMENT TEAM REVIEW	INITIALS:
	
APPROVED BY CAO	
	

Staff Report

Origin

Pursuant to Section 168 (1) of the *Community Charter*, total remuneration, benefits and expenses incurred by each member of Council must be reported annually.

Analysis

Total salaries paid to Council members for 2021 were \$793,260 and total benefits were \$177,514. Total expenses incurred were \$5,912. The schedule below provides a summary by each member of Council.

	Base Salary	Benefits & Other ¹	Community Events	Seminars & Conferences	General Travel	Total Expenses
Mayor Brodie	\$182,253	\$29,379	\$130	\$476	\$200	\$806
Councillor Au	72,707	17,874	155	476	-	631
Councillor Day	82,636	20,365	5	-	-	5
Councillor Hobbs	42,484	9,235	150	476	-	626
Councillor Loo	82,636	21,909	5	1,125	-	1,130
Councillor McNulty	82,636	20,090	154	-	-	154
Councillor McPhail	82,636	14,880	5	1,425	-	1,430
Councillor Steves	82,636	20,154	-	-	-	-
Councillor Wolfe	82,636	23,628	5	1,125	-	1,130
Total	\$793,260	\$177,514	\$609	\$5,103	\$200	\$5,912

¹Consists of taxable and non-taxable benefits. The 2021 Statement of Financial Information issued under separate cover reports taxable benefits only.

Financial Impact

None.

Conclusion

The report on Council remuneration and expenses for the year ended December 31, 2021 has been prepared in accordance with the *Community Charter*.



Ivy Wong
Acting Director, Finance
(604-276-4046)