



City of  
Richmond  
British Columbia, Canada

# 2011 Annual Report

For the year ended December 31, 2011

# Canadian Award for Financial Reporting

Presented to

City of Richmond  
British Columbia

For its Annual  
Financial Report  
for the Year Ended

December 31, 2010

A Canadian Award for Financial Reporting  
is presented by the Government Finance Officers  
Association of the United States and Canada  
to government units whose annual financial reports  
achieve the highest program standards for Canadian  
Government accounting and financial reporting.



*Linda C. Dandson*  
President

*Jeffrey L. Esser*  
Executive Director

The Government Finance Officers Association of the United States and Canada (GFOA) awarded a Canadian Award for Financial Reporting to the City of Richmond for its annual financial report for the fiscal year ended December 31, 2010. The Canadian Award for Financial Reporting program was established to encourage municipal governments throughout Canada to publish high quality financial reports and to provide peer recognition and technical guidance for officials preparing these reports.

In order to be awarded a Canadian Award for Financial Reporting, a government unit must publish an easily readable and efficiently organized annual financial report, whose contents conform to the program standards. Such reports should go beyond the minimum requirements of generally accepted accounting principles and demonstrate an effort to clearly communicate the municipal government's financial picture, enhance an understanding of financial reporting by municipal governments, and address user needs.

A Canadian Award for Financial Reporting is valid for a period of one year only. We believe our current report continues to conform to the Canadian Award for Financial Reporting program requirements, and we are submitting it to the GFOA.



# City of Richmond

British Columbia, Canada

# 2011 Annual Report

For the year ended December 31, 2011

*Our vision is to be the most appealing, livable and well-managed community in Canada*

## Contents

### Introductory Section

Message from the Mayor .....	2
Richmond City Council.....	3
City of Richmond Organizational Chart.....	4
Message from the Chief Administrative Officer .....	5
2011 awards and recognitions .....	7
Corporate Plan: Objectives and success indicators 2011 to 2013 .....	8
Report from the General Manager, Business and Financial Services.....	10

### Financial Section

City of Richmond audited financial statements.....	11
2011 permissive property tax exemptions.....	37

### Statistical Section

City of Richmond statistical data .....	41
City of Richmond services and contact information .....	56

**Cover photo:** Tall Ships returned to historic Steveston Village in Richmond for the popular Ships To Shore Steveston 2011 event.

This report was prepared by the City of Richmond Business and Financial Services Department and Corporate Communications Office. Design, layout and production was done by the City of Richmond Production Centre. ©2012 City of Richmond

Contents printed on Canadian made, 100% recycled stock, using environmentally friendly toners.



# Message from the Mayor



2011 will be remembered as a year of significant growth for the City of Richmond. With our population approaching the 200,000 level during 2011, your Council paid significant attention to managing this new growth, while ensuring we provided for the needs of our expanding city.

Much of the new growth in our city continues to be focused in the City Centre. Fuelled by the arrival of the Canada Line, construction of the Richmond Olympic Oval and our innovative City Centre Area Plan, we are on the cusp of an extraordinary new wave of development. Thus, a key focus in 2011 was the continued work to update our Official Community Plan (OCP). The new OCP Update, designed to guide growth through 2041, is expected to be completed in 2012.

Combined with the previously-adopted City Centre Area Plan, the OCP Update will ensure Richmond continues to enjoy well-planned beneficial growth that supports local and regional objectives for sustainability. We are directing new growth primarily into a higher density City Centre which is supported by rapid transit. This allows us to protect our farmland, natural spaces and existing single family neighbourhoods. The OCP Update also provides a framework that ensures Richmond will have adequate land areas designated for continued commercial and industrial growth so we can maintain the robust and balanced economy that is our hallmark.

The City also continued a major push to update our civic infrastructure to meet the needs of our growing community. Major milestones during 2011 included:

- opening the Richmond Community Safety building, the new home for the Richmond RCMP;
- officially opening a \$5 million expansion of Hamilton Community Centre;
- opening the new Nelson Road interchange on Highway 91, providing much-needed expanded traffic access to Richmond's port lands;
- completing the award-winning No. 4 Road pump station, part of an ongoing major upgrade of Richmond's critical drainage and flood protection network; and
- opening of the new Steveston Fire Hall, the third of five new halls being built in our ambitious community safety infrastructure renewal program.

The end of 2011 also marked the beginning of a new Council term. I look forward to working together with all members of Council over the next three years as we continue to strive to make Richmond an even better place to work, live, visit and do business.

I hope you enjoy reading this Annual Report. As always, I welcome the opportunity at any time to talk to you directly about our City, our vision, our values and the services we provide.

Malcolm Brodie  
*Mayor, City of Richmond*

# Richmond City Council



To December 4, 2011

## Front row, left to right:

Councillor Evelina Halsey-Brandt, Councillor Bill McNulty, Mayor Malcolm Brodie, Councillor Sue Halsey-Brandt, Councillor Derek Dang

## Back row, left to right:

Captain Dave Cullen, Richmond Fire-Rescue (retired), Councillor Harold Steves, Councillor Greg Halsey-Brandt, Councillor Linda Barnes, Councillor Ken Johnston, Corporal J. J. Stephan Peters, Richmond RCMP



As of December 5, 2011

## Front row, left to right:

Councillor Linda Barnes, Councillor Bill McNulty, Mayor Malcolm Brodie, Councillor Linda McPhail, Councillor Harold Steves

## Back row, left to right:

Captain Dave Cullen, Richmond Fire-Rescue (retired), Councillor Chak Au, Councillor Derek Dang, Councillor Evelina Halsey-Brandt, Councillor Ken Johnston, Constable Melissa Lui, Richmond RCMP

# City of Richmond organizational chart

<b>Chief Administrative Office</b>			
George Duncan, CAO			
<b>Corporate Services</b>			
Mike Kirk, Deputy CAO			
<b>Business and Financial Services</b>	<b>Community Services</b>	<b>Engineering and Public Works</b>	<b>Law and Community Safety</b>
Andrew Nazareth, GM	Cathy Volkering Carlile, GM	Robert Gonzalez, GM	Phyllis Carlyle, GM
<b>Parks and Recreation</b>	<b>Planning and Development</b>	<b>Project Development and Facility Services</b>	
Dave Semple, GM	Joe Erceg, GM	Jeff Day, GM	

## Civic officials as at December 31, 2011

Chief Administrative Officer .....	George Duncan
Deputy Chief Administrative Officer .....	Mike Kirk
General Manager, Business and Financial Services .....	Andrew Nazareth
General Manager, Community Services .....	Cathy Volkering Carlile
General Manager, Engineering and Public Works .....	Robert Gonzalez
General Manager, Law and Community Safety .....	Phyllis Carlyle
General Manager, Parks and Recreation .....	Dave Semple
General Manager, Planning and Development .....	Joe Erceg
General Manager, Project Development and Facility Services .....	Jeff Day
Director, City Clerk's Office .....	David Weber
City Solicitor .....	Doug Long
Chief, Richmond Fire-Rescue .....	John McGowan
Officer in Charge, Royal Canadian Mounted Police .....	Rendall Nessel
General Manager, Richmond Olympic Oval .....	John Mills
Chief Librarian, Richmond Public Library .....	Greg Buss


### Banker

Scotiabank

### Auditors

KPMG

# Message from the Chief Administrative Officer



I am pleased to present the City of Richmond's 2011 Annual Report. This past year, the City made many important strides toward fulfilling our corporate vision, while keeping Richmond at the forefront of outstanding and innovative municipal governance and service delivery.

Our commitment to sustainability is a major guiding factor in everything we do. In 2011, we launched construction of the first phase of the Alexandra District Energy Utility (ADEU) in West Cambie. The City's first district energy system, the ADEU will use thermal energy to ultimately provide heating and cooling for almost four million square feet of residential and commercial buildings, all free of reliance on fossil fuels. The utility will provide an economical alternative energy source for its users and will eventually generate net revenues for the City. The City has created a District Energy Office and is actively pursuing other opportunities to develop district energy utilities within Richmond.

Preserving the long-term financial health of the City is also critical. Richmond continues to enjoy some of the lowest property tax rates in the region, while offering its citizens a spectrum of civic services and amenities that are second to none. Our reserves are healthy and our small amount of outstanding debt will be retired within two years. In order to protect our strong financial standing, we introduced a freeze on discretionary spending and the filling of vacant staff positions in late 2011. We also brought renewed rigour and commitment to our spending approval process and business case analysis. These steps ensured the City ended the year with a healthy surplus and is in good financial position to meet any future challenges.

2011 also marked the first full year of operations for the Richmond Olympic Oval. As President and Chief Executive Officer for the Richmond Olympic Oval Corporation, I am pleased to report that all of our financial targets and program goals were met or exceeded. We successfully continued the post-Games retrofit of the Oval, allowing us to further broaden the incredible array of programs and services it offers. And while the Oval continues to fulfil its objectives as an international centre of excellence for sport, recreation and culture, we were pleased that more than 80 per cent of the venue's use was by Richmond residents.

Our commitment to continuous improvement prevails throughout our organization from our Council through staff to our partners and citizens. Richmond is always seeking new and better ways to manage our existing business and exploring new opportunities to raise the level of service provided to our community. As we begin a new Council term, we look forward to providing continued success backed up by sound management practises.

A handwritten signature in black ink, appearing to read 'George Duncan', with a long, sweeping underline that extends to the right.

George Duncan  
*Chief Administrative Officer*







# 2011 awards and recognitions

The City of Richmond always strives for excellence as proven by the numerous civic awards recently received. They include:

- The Public Works Association of BC Project of the Year Award for the No. 4 Road Drainage Pump Station. This initiative increased the City's flood protection capacity.
  - The BC Government's Child Care Award of Excellence for progressive child care initiatives.
  - Recognition as an "International Eco-Safety Demonstrative City" at the First World Eco-Safety Assembly (WESA), organized by a United Nations affiliate.
  - The Outstanding Regional Partnership Award presented by the Canadian Diabetes Association to our Library.
- Two awards from the Government Financial Officers Association for our annual report.
  - Richmond ranking amongst the Top 10 Small Cities for Infrastructure in North America by Foreign Direct Investment magazine.
  - Two highly prestigious architectural awards for the Richmond Olympic Oval, presented by the International Association for Sports and Leisure Facilities (IAKS) in partnership with the International Olympic Committee (IOC) and the International Paralympic Committee (IPC). The awards honour exemplary design and function for sports facilities and accessibility. The Oval was the only one of 135 entries in this worldwide competition to have won both a Gold Medal and an Award of Distinction.



# Corporate Plan: Objectives and success indicators 2011 to 2013

The City of Richmond's vision is to be the most appealing, livable and well-managed community in Canada. This ambitious goal is being achieved through Richmond's mission of:

- Visionary leadership and responsible decision making
- Accountable and sustainable fiscal practice
- The development of a unique and beautiful city
- Product and service excellence and efficiency
- Community consultation

The Community Charter requires that all BC municipalities include a statement of their annual municipal objectives for the current and future years, along with measures to track success towards these objectives.

## 2011–2013 Success Indicators

### 1. Organizational Transformation

*Be exceptional, no exceptions.*

Embrace and respect a powerful set of values. Continue to be a vision-driven organization with a values-based, results-oriented culture that makes us leaders in municipal service and administration.

### 2. Serving the Customer

*Providing excellence, value and choice.*

Enable all citizens, businesses and organizations to access excellent information and services in a timely and user-friendly manner. Evaluate and make necessary changes and adjustments using appropriate processes and resources to optimize services to internal and external customers.

### 3. Our People

*For success, developing our team is paramount.*

Recognize individual strengths, talents, experiences and needs to make our team stronger. For the organization to thrive, our people must thrive.

### 4. Financial Management

*Financial stewardship for today and the future.*

Continue to manage financial assets in a manner that is responsive to the needs of today, while ensuring vitality, opportunity and sustainability beyond. Through conscientious planning and leadership, Richmond enjoys excellent services and service levels, and a robust economy.

### 5. Placemaking

*Small city, big destination.*

Combine a diverse set of places, activities and amenities that are interconnected, safe and convenient to access. Integrate rural and urban areas by demonstrating a respectful relationship between people, activities, nature and the built environment.

### 6. Sustainability

*Our tomorrow depends on sustainable actions today.*

Align and integrate work programs with a corporate sustainability agenda that is integral to achieving the City's vision. Achieve goals in ways that are earth-friendly, economically prudent and community responsive.

### 7. Olympic Legacies

*Our Olympic journey: The start of something great.*

Continue to build upon our Olympic successes to create significant benefits in economic development, sports tourism and tourism.

### 8. Safe Community

*Working together for a safe community.*

Continue community education, engagement and service strategies for the City to be recognized as a safe, desirable community in which to live, visit and conduct business.

## 2011 key accomplishments

- The new, post-disaster rated Richmond Community Safety Building was opened to serve as home for our RCMP detachment. By purchasing and retrofitting an existing building, Council was able to save millions of dollars over the cost of constructing a new building.
- The new Steveston Fire Hall, built to Leadership in Energy and Environmental Design (LEED) Gold standards, was officially opened.
- Community safety was further enhanced through \$2.93 million in Strategic Community Investment Funds and Traffic Fine Revenue Sharing Program funding from the Ministry of Community, Sport and Cultural Development. These funds were used to support RCMP Integrated Teams, additional RCMP members for the local detachment and the Restorative Justice Program, provided by Touchstone Family Services.
- Construction of the first phase of the Alexandra District Energy Utility (ADEU) in West Cambie was launched. The City's first district energy system will provide an economical alternative energy source for a broad number of users and will eventually generate net revenues for the City.
- The Highway 91-Nelson Road Interchange was opened. This will spur further development of Port Metro Vancouver's industrial lands, help create hundreds of new jobs and strengthen our role as a gateway to the Asia-Pacific.
- The City acquired the last remaining privately-held remnant of Richmond's Northeast Bog Forest to create almost 50-acres of parkland forest. Additional parkland acquisitions included securing 12-acres of the former Fantasy Gardens site.
- The Hamilton Community Centre's dramatic expansion was completed to produce a sustainable structure built to LEED Gold standards. The South Arm Community Centre also underwent extensive renovations.
- The Richmond Cultural Centre was enhanced with the opening of the new Media Lab, which is designed to increase technology, literacy and creativity, particularly for youth. The Rooftop Garden, an outdoor venue for arts programs and events, was also opened.





# Report from the General Manager, Business and Financial Services

I am pleased to submit the City of Richmond's consolidated financial statements for the year ended December 31, 2011. The financial statements reflect a consolidation of the financial position and operation results for the City of Richmond, Richmond Public Library and the Richmond Olympic Oval Corporation.

The external auditors, KPMG LLP, conducted an independent examination and have expressed their opinion that the consolidated financial statements present fairly, in all material respects, the consolidated financial position of the City of Richmond as at December 31, 2011 in accordance with Canadian public sector accounting standards.

The City's net worth improved by \$110.8 million to \$2.2 billion in 2011. Net financial assets increased to \$415.7 million, while net debt outstanding was reduced to \$5.8 million. Statutory reserves increased by \$28.2 million to \$275.4 million. The City's consolidated revenues were \$424.0 million and consolidated expenses totalled \$313.2 million.

Despite a slow recovering economy, Richmond's housing and construction growth continued at a steady pace with 1,480 building permits issued in 2011 (2010: 1,547). Business growth was also evident with 12,988 business licenses issued in 2011 (2010: 12,832). With the growing population and wide array of high quality services provided, the City continued to experience significant demand for recreation programs, libraries, policing, fire-rescue, public works, sports field usage, arenas and pools.

In terms of property taxes, once again, the City had one of the lowest tax rate increases in Metro Vancouver without reducing the level of service. As well, to ensure fairness, the City successfully negotiated with the Province of BC to obtain unique, temporary tax exemptions for qualifying properties in the City Centre. These properties encountered extraordinary increases in property assessments due to transitioning land use. In 2011, Council passed the City Centre Transitional Tax Exemption Bylaw. This will give 37 Brighthouse area properties with 248 businesses partial Municipal and School tax relief in 2012. The City has been given authority from the Province to continue to offer these exemptions over the next four years, allowing the City to protect jobs during the transformation of the City Centre.

Looking ahead, the City of Richmond is well positioned to carry out and meet service commitments in a flexible and sustainable manner with an extremely low level of vulnerability from a financial perspective.



Andrew Nazareth, BEc, CGA  
*General Manager, Business and Financial Services*  
May 15, 2012

# City of Richmond audited financial statements

Year ended December 31, 2011



**KPMG LLP**  
**Chartered Accountants**  
Metrotower II  
Suite 2400 - 4720 Kingsway  
Burnaby BC V5H 4N2  
Canada

Telephone (604) 527-3600  
Fax (604) 527-3636  
Internet www.kpmg.ca

## INDEPENDENT AUDITORS' REPORT

To the Mayor and Council

We have audited the accompanying consolidated financial statements of the City of Richmond, which comprise the consolidated statement of financial position as at December 31, 2011 and the consolidated statements of operations, changes in net financial assets and cash flows for the year then ended, and notes, comprising a summary of significant accounting policies and other explanatory information.

### *Management's Responsibility for the Consolidated Financial Statements*

Management is responsible for the preparation and fair presentation of these consolidated financial statements in accordance with Canadian public sector accounting standards, and for such internal control as management determines is necessary to enable the preparation of consolidated financial statements that are free from material misstatement, whether due to fraud or error.

### *Auditors' Responsibility*

Our responsibility is to express an opinion on these consolidated financial statements based on our audit. We conducted our audit in accordance with Canadian generally accepted auditing standards. Those standards require that we comply with ethical requirements and plan and perform the audit to obtain reasonable assurance about whether the consolidated financial statements are free from material misstatement.

An audit involves performing procedures to obtain audit evidence about the amounts and disclosures in the consolidated financial statements. The procedures selected depend on our judgment, including the assessment of the risks of material misstatement of the consolidated financial statements, whether due to fraud or error. In making those risk assessments, we consider internal control relevant to the entity's preparation and fair presentation of the consolidated financial statements in order to design audit procedures that are appropriate in the circumstances, but not for the purpose of expressing an opinion on the effectiveness of the entity's internal control. An audit also includes evaluating the appropriateness of accounting policies used and the reasonableness of accounting estimates made by management, as well as evaluating the overall presentation of the consolidated financial statements.

We believe that the audit evidence we have obtained is sufficient and appropriate to provide a basis for our audit opinion.

### *Opinion*

In our opinion, the consolidated financial statements present fairly, in all material respects, the consolidated financial position of the City of Richmond as at December 31, 2011, and its consolidated results of operations, its changes in net consolidated financial assets and its consolidated cash flows for the year then ended in accordance with Canadian public sector accounting standards.

Chartered Accountants

May 14, 2012

Burnaby, Canada

KPMG LLP is a Canadian limited liability partnership and a member firm of the KPMG network of independent member firms affiliated with KPMG International Cooperative ("KPMG International"), a Swiss entity.  
KPMG Canada provides services to KPMG LLP.



# CITY OF RICHMOND


Consolidated Statement of Financial Position  
(Expressed in thousands of dollars)

December 31, 2011, with comparative figures for 2010

	2011	2010 (recast - note 3)
<b>Financial Assets</b>		
Cash and cash equivalents	\$ 11,766	\$ 19,058
Investments (note 4)	563,162	502,375
Accrued interest receivable	2,710	3,418
Accounts receivable (note 5)	22,095	29,651
Taxes receivable	6,716	7,708
Development fees receivable	16,826	21,189
Debt reserve fund - deposits (note 6)	386	449
	<u>623,661</u>	<u>583,848</u>
<b>Financial Liabilities</b>		
Accounts payable and accrued liabilities (note 7)	77,698	73,963
Deposits and holdbacks (note 8)	36,753	45,447
Deferred revenue (note 9)	34,801	43,946
Development cost charges (note 10)	52,379	42,211
Obligations under capital leases (note 11)	499	1,168
Debt, net of MFA sinking fund deposits (note 12)	5,808	9,274
	<u>207,938</u>	<u>216,009</u>
Net financial assets	415,723	367,839
<b>Non-Financial Assets</b>		
Tangible capital assets (note 13)	1,801,630	1,739,019
Inventory of materials and supplies	1,934	1,745
Prepaid expenses	1,847	1,734
	<u>1,805,411</u>	<u>1,742,498</u>
Accumulated surplus (note 14)	<u>\$ 2,221,134</u>	<u>\$ 2,110,337</u>

Commitments and contingencies (note 18)

See accompanying notes to consolidated financial statements.



General Manager, Business and Financial Services

# CITY OF RICHMOND

Consolidated Statement of Operations  
(Expressed in thousands of dollars)

Year ended December 31, 2011, with comparative figures for 2010

	Budget 2011	Actual 2011	Actual 2010
	(unaudited - notes 2(m) and 23)		(recast - note 3)
<b>Revenue:</b>			
Taxation and levies	\$ 161,335	\$ 161,821	\$ 156,071
User fees	70,035	69,359	68,365
Sales of services	37,053	41,518	37,403
Development cost charges	13,813	14,321	17,804
Payments-in-lieu of taxes	11,770	13,726	13,203
Provincial and federal grants	6,215	8,066	6,353
Other capital funding sources	6,054	50,063	53,217
Other revenues:			
Investment income	16,830	20,328	16,864
Gaming revenue	11,113	13,728	12,563
Licenses and permits	7,060	7,524	7,328
Other (note 21)	7,581	23,588	10,335
	348,859	424,042	399,506
<b>Expenses:</b>			
Law and Community safety	79,109	74,548	70,838
Engineering, public works and project development	57,585	52,338	56,365
General government	42,950	39,728	35,130
Parks, recreation and community services	45,959	45,957	43,647
Utilities:			
Water supply and distribution	33,434	33,437	30,277
Sewerage collection and disposal	24,724	23,422	23,772
Sanitation and recycling services	10,627	9,829	9,163
Planning and development	12,150	11,560	11,427
Library services	9,393	8,615	8,221
Richmond Olympic Oval	9,911	8,647	6,614
Interest and finance charges	5,745	5,164	6,002
	331,587	313,245	301,456
Annual surplus	17,272	110,797	98,050
Accumulated surplus, beginning of year	2,110,337	2,110,337	2,012,287
Accumulated surplus, end of year	\$ 2,127,609	\$ 2,221,134	\$ 2,110,337

See accompanying notes to consolidated financial statements.

## CITY OF RICHMOND

Consolidated Statement of Changes in Net Financial Assets  
(Expressed in thousands of dollars)

Year ended December 31, 2011, with comparative figures for 2010

	2011 budget (unaudited - notes 2(m) and 23)	2011	2010 (recast - note 3)
Surplus for the year	\$ 17,272	\$ 110,797	\$ 98,050
Acquisition of tangible capital assets in cash and financed by capital leases	(17,272)	(76,026)	(149,088)
Acquired tangible capital assets from developers	-	(35,740)	(31,454)
Amortization of tangible capital assets	-	47,696	47,725
Gain on disposal of tangible capital assets	-	(10,347)	(3,897)
Proceeds on sale of tangible capital assets	-	11,806	5,424
	-	48,186	(33,240)
Acquisition of inventories of supplies	-	(1,934)	(1,745)
Acquisition of prepaid expenses	-	(1,847)	(1,734)
Consumption of inventories of supplies	-	1,745	2,253
Use of prepaid expenses	-	1,734	1,594
Change in net financial assets	-	47,884	(32,872)
Net financial assets, beginning of year	367,839	367,839	400,711
Net financial assets, end of year	\$ 367,839	\$ 415,723	\$ 367,839

See accompanying notes to consolidated financial statements.



# CITY OF RICHMOND

Consolidated Statement of Cash Flows  
(Expressed in thousands of dollars)

Year ended December 31, 2011, with comparative figures for 2010

	2011	2010
		(recast - note 3)
Cash provided by (used in):		
Operations:		
Annual surplus	\$ 110,797	\$ 98,050
Items not involving cash:		
Amortization	47,696	47,725
Gain on disposal of tangible capital assets	(10,347)	(3,897)
Developer contributions of tangible capital assets	(35,740)	(31,454)
Change in non-cash operating working capital:		
Decrease in accrued interest receivable	708	963
Decrease (increase) in accounts receivable	7,556	(2,362)
Decrease (increase) in taxes receivable	992	(552)
Decrease (increase) in development fees receivable	4,363	(16,249)
Decrease in debt reserve fund	63	-
Increase in prepaid expenses	(113)	(140)
(Increase) decrease in inventories of supplies	(189)	508
Increase in accounts payable and accrued liabilities	3,735	6,287
(Decrease) increase in deposits and holdbacks	(8,694)	22,015
Increase in deferred revenue	2,585	3,834
Increase in development cost charges	10,168	9,003
Net change in cash from operating activities	133,580	133,731
Capital activities:		
Cash used to acquire tangible capital assets	(75,954)	(148,414)
Proceeds on disposal of tangible capital assets	76	5,424
Net change in cash from capital activities	(75,878)	(142,990)
Financing activities:		
Principal payments on debt	(3,466)	(2,534)
Principal payments on obligations under capital leases	(741)	(821)
Net change in cash from financing activities	(4,207)	(3,355)
Investing activities:		
Change in investments	(60,787)	23,928
Net change in cash and cash equivalents	(7,292)	11,314
Cash and cash equivalents, beginning of year	19,058	7,744
Cash and cash equivalents, end of year	\$ 11,766	\$ 19,058
Supplementary Information:		
Non-cash transactions:		
Tangible capital assets financed by capital leases	\$ 72	\$ 674
Sale of property in exchange for leasehold interest in another property	11,730	-

See accompanying notes to consolidated financial statements.

# CITY OF RICHMOND

Notes to Consolidated Financial Statements (continued)  
(Tabular amounts expressed in thousands of dollars)

Year ended December 31, 2011

---

## 1. Operations:

The City of Richmond (the "City") is incorporated under the Local Government Act of British Columbia. The City's principal activities include the provision of local government services to residents of the incorporated area. These include administrative, protective, transportation, environmental, recreational, water, and sewer.

## 2. Significant accounting policies:

The consolidated financial statements of the City are the representation of management prepared in accordance with Canadian generally accepted accounting principles as prescribed by the Public Sector Accounting Board ("PSAB") of the Canadian Institute of Chartered Accountants.

### (a) Basis of consolidation:

The consolidated financial statements reflect a combination of the City's General Revenue, General Capital and Loan, Waterworks and Sewerworks, and Reserve Funds consolidated with the Richmond Public Library (the "Library") and the Richmond Olympic Oval. The Library is consolidated as the Library Board is appointed by the City. The Richmond Olympic Oval is consolidated as it is a wholly owned municipal corporation of the City and operates as another government organization. Interfund transactions, fund balances and activities have been eliminated on consolidation.

#### (i) General Revenue Fund:

This fund is used to account for the current operations of the City as provided for in the Annual Budget, including collection of taxes, administering operations, policing, and servicing general debt.

#### (ii) General Capital and Loan Fund:

This fund is used to record the City's capital assets and work-in-progress, including engineering structures such as roads and bridges, and the related long-term debt.

#### (iii) Waterworks and Sewerworks Funds:

These funds have been established to cover the costs of operating these utilities, with related capital and loan funds to record the related capital assets and long-term debt.

#### (iv) Reserve Funds:

Certain funds are established by bylaws for specific purposes. They are funded primarily by budgeted contributions from the General Revenue Fund plus interest earned on fund balances.

### (b) Basis of accounting:

The City follows the accrual method of accounting for revenues and expenses. Revenues are normally recognized in the year in which they are earned and measurable. Expenses are recognized as they are incurred and measurable as a result of receipt of goods and services and/or the creation of a legal obligation to pay.

# CITY OF RICHMOND

Notes to Consolidated Financial Statements (continued)  
(Tabular amounts expressed in thousands of dollars)

Year ended December 31, 2011

---

## 2. Significant accounting policies (continued):

(c) Government transfers:

Restricted transfers from governments are deferred and recognized as revenue in the year in which the related expenditures are incurred. Unrestricted transfers are recognized as revenue when received.

(d) Cash and cash equivalents:

Cash and cash equivalents consist of cash, highly liquid money market investments and short-term investments with maturities of less than 90 days of acquisition.

(e) Investments:

Investments are recorded at cost, adjusted for amortization of premiums or discounts. Provisions for losses are recorded when they are considered to be other than temporary. At various times during the term of each individual investment, market value may be less than cost. Such declines in value are considered temporary for investments with known maturity dates as they generally reverse as the investments mature and therefore an adjustment to market value for these market declines is not recorded.

(f) Accounts receivable:

Accounts receivable are net of an allowance for doubtful accounts and therefore represent amounts expected to be collected.

(g) Development cost charges:

Development cost charges are restricted by legislation to expenditures on capital infrastructure. These amounts are deferred upon receipt and recognized as revenue when the expenditures are incurred in accordance with the restrictions.

(h) Post-employment benefits:

The City and its employees make contributions to the Municipal Pension Plan. As this plan is a multi-employee plan, contributions are expensed as incurred.

Post-employment benefits also accrue to the City's employees. The liabilities related to these benefits are actuarially determined based on service and best estimates of retirement ages and expected future salary and wage increases. The liabilities under these benefits plans are accrued based on projected benefits prorated as employees render services necessary to earn the future benefits.

(i) Non-financial assets:

Non-financial assets are not available to discharge existing liabilities and are held for use in the provision of services. They have useful lives extending beyond the current year and are not intended for sale in the ordinary course of operations.



# CITY OF RICHMOND

Notes to Consolidated Financial Statements (continued)  
(Tabular amounts expressed in thousands of dollars)

Year ended December 31, 2011

## 2. Significant accounting policies (continued):

### (i) Non-financial assets (continued):

#### (i) Tangible capital assets:

Tangible capital assets are recorded at cost, which includes amounts that are directly attributable to acquisition, construction, development, or betterment of the assets. The cost, less the residual value, of the tangible capital assets, excluding land are amortized on a straight line basis over their estimated useful lives as follows:

<b>Asset</b>	<b>Useful life - years</b>
Buildings and building improvements	10 - 75
Infrastructure	5 - 100
Vehicles, machinery and equipment	3 - 40
Library's collections, furniture and equipment	4 - 20

Amortization is charged over the asset's useful life commencing when the asset is acquired. Assets under construction are not amortized until the asset is available for productive use.

#### (ii) Contributions of tangible capital assets:

Tangible capital assets received as contributions are recorded at their fair value at the date of receipt and also are recorded as revenue.

#### (iii) Natural resources:

Natural resources that have been purchased are not recognized as assets in the financial statements.

#### (iv) Works of art and cultural and historic assets:

Works of art and cultural and historic assets are not recorded as assets in these financial statements.

#### (v) Interest capitalization:

The City does not capitalize interest costs associated with the construction of a tangible capital asset.

#### (vi) Leased tangible capital assets:

Leases which transfer substantially all of the benefits and risks incidental to ownership of property are accounted for as leased tangible capital assets. All other leases are accounted for as operating leases and the related payments are charged to expenses as incurred.

# CITY OF RICHMOND

Notes to Consolidated Financial Statements (continued)  
(Tabular amounts expressed in thousands of dollars)

Year ended December 31, 2011

---

## 2. Significant accounting policies (continued):

(i) Non-financial assets (continued):

(vii) Inventory of materials and supplies:

Inventory is recorded at cost, net of an allowance for obsolete stock. Cost is determined on a weighted average basis.

(j) Deferred revenue:

The City defers a portion of the revenue collected from permits, licenses and other fees and recognizes this revenue in the year in which related inspections are performed or other related expenditures are incurred.

(k) Deposits:

Receipts restricted by the legislation of senior governments or by agreement with external parties are deferred and reported as deposits and are refundable under certain circumstances. When qualifying expenditures are incurred, deposits are recognized as revenue at amounts equal to the qualifying expenditures.

(l) Debt:

Debt is recorded net of related sinking fund balances.

(m) Budget information:

Unaudited budget information, presented on a basis consistent with that used for actual results, was included in the City of Richmond's Five Year Financial Plan and was adopted through Bylaw #8707 on March 14, 2011.

(n) Use of accounting estimates:

The preparation of financial statements requires management to make estimates and assumptions that affect the reported amounts of assets and liabilities and disclosure of contingent assets and liabilities at the date of the financial statements and the reported amounts of revenue and expenditures during the reporting period. Significant areas requiring the use of management estimates relate to the value of contributed capital assets, value of developer contributions, useful lives for amortization, determination of provisions for accrued liabilities, performing actuarial valuation of employee future benefits, allowance for doubtful accounts, and provision for contingencies. Actual results could differ from those estimates. Adjustments, if any, will be reflected in the financial statements in the period that the change in estimate is made, as well as in the period of settlement if the amount is different.

# CITY OF RICHMOND

Notes to Consolidated Financial Statements (continued)  
(Tabular amounts expressed in thousands of dollars)

Year ended December 31, 2011

## 2. Significant accounting policies (continued):

### (o) Segment disclosures:

A segment is defined as a distinguishable activity of group of activities of a government for which it is appropriate to separately report financial information to achieve the objectives of the standard. The City of Richmond has provided definitions of segments used by the City as well as presented financial information in segment format (note 22).

## 3. Recast of comparative figures:

During the year, the City determined that certain developer contributed land was omitted and should be added to the 2010 and 2009 tangible capital asset register.

The 2010 comparative figures have been recast for this item. The effects of the recast on the 2010 comparative figures have been applied retroactively and are summarized below:

### Accumulated surplus at January 1, 2010

Accumulated surplus, as previously reported	\$ 2,005,249
Add: Net book value of tangible capital asset	7,038

Accumulated surplus, as recast	\$ 2,012,287
--------------------------------	--------------

### Annual surplus for 2010

Annual surplus, as previously reported	\$ 77,247
Add: Developer contribution of tangible capital assets	20,803

Annual surplus, as recast	\$ 98,050
---------------------------	-----------

### Tangible capital assets, December 31, 2010

Tangible capital assets, as previously reported	\$ 1,711,178
Add: Net book value of tangible capital asset	27,841

Tangible capital assets, as recast	\$ 1,739,019
------------------------------------	--------------

# CITY OF RICHMOND

Notes to Consolidated Financial Statements (continued)  
(Tabular amounts expressed in thousands of dollars)

Year ended December 31, 2011

## 4. Investments:

	2011		2010	
	Cost	Market value	Cost	Market value
Short-term notes and deposits	\$ 99,424	\$ 99,457	\$ 136,309	\$ 136,309
Government and government guaranteed bonds	402,293	410,633	305,113	315,332
Municipal Finance Authority Pooled Investment	21,289	21,289	20,723	20,723
Other Bonds	40,156	42,162	40,230	42,283
	<u>\$ 563,162</u>	<u>\$ 573,541</u>	<u>\$ 502,375</u>	<u>\$ 514,647</u>

## 5. Accounts receivable:

	2011	2010
Water and sewer utilities	\$ 6,880	\$ 6,467
Casino revenues	3,186	3,146
Capital grant	2,934	12,980
Other trade receivables	9,095	7,058
	<u>\$ 22,095</u>	<u>\$ 29,651</u>

## 6. Debt reserve fund deposits and contingent demand notes:

The City issues its debt instruments through the Municipal Finance Authority (the "MFA"). As a condition of these borrowings, a portion of the debenture proceeds is withheld by the MFA as a Debt Reserve Fund. The City also executes demand notes in connection with each debenture whereby the City may be required to loan certain amounts to the MFA. These demand notes are contingent in nature and are not reflected in the accounts. The details of the cash deposits and contingent demand notes at December 31, 2011 are as follows:

	Cash deposits	Contingent demand notes
General Revenue Fund	\$ 376	\$ 1,706
Sewerworks Revenue Fund	10	48
<b>Total</b>	<b>\$ 386</b>	<b>\$ 1,754</b>



# CITY OF RICHMOND

Notes to Consolidated Financial Statements (continued)  
(Tabular amounts expressed in thousands of dollars)

Year ended December 31, 2011

## 7. Accounts payable and accrued liabilities:

	2011	2010
Trade and other liabilities	\$ 50,808	\$ 48,892
Post-employment benefits (note 16)	26,890	25,071
	<b>\$ 77,698</b>	<b>\$ 73,963</b>

## 8. Deposits and holdbacks:

	Balance December 31, 2010	Deposit contributions	Refund expenditures	Balance December 31, 2011
Security deposits	\$ 33,059	\$ 6,175	\$ 14,094	\$ 25,140
Contract holdbacks	2,075	3,640	4,509	1,206
Developer contribution	5,197	340	-	5,537
Transit Oriented Development Fund	1,523	-	-	1,523
Other	3,593	3,124	3,370	3,347
	<b>\$ 45,447</b>	<b>\$ 13,279</b>	<b>\$ 21,973</b>	<b>\$ 36,753</b>

## 9. Deferred revenue:

Deferred revenue represents revenues that 1) are collected but not earned as of December 31, 2011. These revenues will be recognized in future periods as they are earned. 2) Funds received from external parties for specified purposes. These revenues are recognized in the period in which the related expenses are incurred.

	2011	2010
Prepaid taxes	\$ 12,652	\$ 11,737
Capital grants	4,919	6,151
Business license revenues	2,433	1,882
Firm price billing revenues	2,723	3,375
Other	9,671	6,078
Parking easement and leased land revenues	2,403	14,723
	<b>\$ 34,801</b>	<b>\$ 43,946</b>

# CITY OF RICHMOND

Notes to Consolidated Financial Statements (continued)  
(Tabular amounts expressed in thousands of dollars)

Year ended December 31, 2011

## 10. Development cost charges:

	2011	2010
Balance, beginning of year	\$ 42,211	\$ 33,208
Contributions	23,518	26,101
Interest	971	706
Revenue recognized	(14,321)	(17,804)
Balance, end of year	\$ 52,379	\$ 42,211

## 11. Obligations under capital leases:

The City has entered into capital lease agreements to finance certain equipment at an estimated cost of borrowing ranging from 1.25% to 5% per year.

Future minimum lease payments relating to obligations under capital leases expiring on various dates as follows:

Year ending December 31:	
2012	\$ 337
2013	80
2014	59
2015	26
2016 and thereafter	6
Total future minimum lease payments	508
Less amount representing interest	(9)
Present value of capital lease payments	\$ 499

# CITY OF RICHMOND

Notes to Consolidated Financial Statements (continued)  
(Tabular amounts expressed in thousands of dollars)

Year ended December 31, 2011

## 12. Debt, net of MFA sinking fund deposits:

The rates of interest on the principal amount of the MFA debentures vary between 3.15% and 8.50% per annum. The average rate of interest for the year ended December 31, 2011 approximates 5.85%.

The City issues debt instruments through the MFA pursuant to security issuing bylaws under authority of the Community Charter to finance certain capital expenditures. Sinking fund balances managed by the MFA are netted against related debt.

Gross amount for the debt and the amount for the sinking funds assets available to retire the debt are as follows:

	Gross debt	Sinking fund asset	Net debt 2011	Net debt 2010
General Fund	\$ 39,546	\$ 33,887	\$ 5,659	\$ 9,055
Sewerworks Fund	1,109	960	149	219
	\$ 40,655	\$ 34,847	\$ 5,808	\$ 9,274

Principal payments and sinking fund instalments on net outstanding debenture debt over the next three years are as follows:

	General	Sewerworks	Total
2012	\$ 2,248	\$ 73	\$ 2,321
2013	2,355	76	2,431
2014	1,056	-	1,056
	\$ 5,659	\$ 149	\$ 5,808

# CITY OF RICHMOND

Notes to Consolidated Financial Statements (continued)  
(Tabular amounts expressed in thousands of dollars)

Year ended December 31, 2011

## 13. Tangible capital assets:

Cost	Balance at December 31, 2010 (recast - note 3)	Additions and transfers	Disposals	Balance at December 31, 2011
Land	\$ 570,939	\$ 37,582	\$ 10	\$ 608,511
Buildings and building improvements	313,067	27,705	600	340,172
Infrastructure	1,455,639	47,349	3,394	1,499,594
Vehicles, machinery and equipment	81,498	4,864	1,099	85,263
Library's collections, furniture and equipment	8,203	2,788	1,329	9,662
Assets under construction	34,379	(8,522)	-	25,857
	\$ 2,463,725	\$ 111,766	\$ 6,432	\$ 2,569,059

Accumulated amortization	Balance at December 31, 2010 (recast - note 3)	Disposals	Amortization expense	Balance at December 31, 2011
Buildings and building improvements	\$ 80,489	\$ 508	\$ 10,950	\$ 90,931
Infrastructure	591,261	2,069	29,868	619,060
Vehicles, machinery and equipment	47,819	1,067	5,514	52,266
Library's collections, furniture and equipment	5,137	1,329	1,364	5,172
	\$ 724,706	\$ 4,973	\$ 47,696	\$ 767,429

# CITY OF RICHMOND

Notes to Consolidated Financial Statements (continued)  
(Tabular amounts expressed in thousands of dollars)

Year ended December 31, 2011

## 13. Tangible capital assets (continued):

	Net book value December 31, 2010	Net book value December 31, 2011
	(recast - note 3)	
Land	\$ 570,939	\$ 608,511
Buildings and building improvements	232,578	249,241
Infrastructure	864,378	880,534
Vehicles, machinery and equipment	33,679	32,997
Library's collection, furniture and equipment	3,066	4,490
Assets under construction	34,379	25,857
<b>Balance, end of year</b>	<b>\$ 1,739,019</b>	<b>\$ 1,801,630</b>

(a) Assets under construction:

Assets under construction having a value of approximately \$25,857,000 (2010 - \$34,379,000) have not been amortized. Amortization of these assets will commence when the asset is put into service.

(b) Contributed tangible capital assets:

Contributed capital assets have been recognized at fair market value at the date of contribution. The value of contributed assets received during the year is approximately \$35,740,000 (2010 - \$31,454,000) comprised of infrastructure in the amount of approximately \$11,978,000 (2010 - \$10,061,000), land in the amount of approximately \$22,483,000 (2010 - \$21,393,000) and library collections in the amount of approximately \$1,279,000 (2010 - nil)

(c) Tangible capital assets disclosed at nominal values:

Where an estimate of fair value could not be made, the tangible capital asset was recognized at a nominal value.

(d) Works of Art and Historical Treasures:

The City manages and controls various works of art and non-operational historical cultural assets including building, artifacts, paintings, and sculptures located at City sites and public display areas. The assets are not recorded as tangible capital assets and are not amortized.

(e) Write-down of tangible capital assets:

There were no writedowns of tangible capital assets during the year (2010-\$nil).



**CITY OF RICHMOND**Notes to Consolidated Financial Statements (continued)  
(Tabular amounts expressed in thousands of dollars)

Year ended December 31, 2011

**14. Accumulated surplus:**

	General Fund	Water Utility Fund	Sanitary Sewer Utility Fund	Capital and Loan Fund	Reserves Fund	Library Services	Richmond Oval	2011 Total	2010 Total (recast - note 3)
Investment in tangible capital assets	\$ -	\$ -	\$ -	\$ 1,790,377	\$ -	\$ 4,490	\$ 456	\$ 1,795,323	\$ 1,728,577
Reserves (note 15)	-	-	-	-	273,653	-	1,700	275,353	247,123
Appropriated Surplus	105,134	11,561	5,442	1,790	-	16	-	123,943	111,895
Obligations to be funded	-	-	-	-	-	(50)	-	(50)	(101)
Surplus	1,516	15,218	9,219	(1,927)	-	483	122	24,631	21,098
Other equity	1,934	-	-	-	-	-	-	1,934	1,745
Balance, end of year	\$ 108,584	\$ 26,779	\$ 14,661	\$ 1,790,240	\$ 273,653	\$ 4,939	\$ 2,278	\$ 2,221,134	\$ 2,110,337

# CITY OF RICHMOND

Notes to Consolidated Financial Statements (continued)  
(Tabular amounts expressed in thousands of dollars)

Year ended December 31, 2011

## 15. Reserves:

	2010	Change during year	2011
Reserve funds:			
Affordable housing	\$ 10,728	\$ 616	\$ 11,344
Capital building and infrastructure	26,238	1,408	27,646
Capital reserve	76,229	5,591	81,820
Child care development	1,789	357	2,146
Community legacy and land replacement	5,718	11,379	17,097
Drainage improvement	18,213	5,182	23,395
Equipment replacement	14,912	1,832	16,744
Leisure facilities	2,522	99	2,621
Local improvements	6,117	213	6,330
Neighborhood improvement	5,649	408	6,057
Public art program	1,278	307	1,585
Sanitary sewer	27,661	2,593	30,254
Steveston off-street parking	266	11	277
Steveston road ends	2,930	(207)	2,723
Waterfront improvement	496	(317)	179
Watermain replacement	46,377	(2,942)	43,435
Oval	-	1,700	1,700
	\$ 247,123	\$ 28,230	\$ 275,353

## 16. Post-employment future benefits:

The City provides certain post-employment benefits, non-vested sick leave, compensated absences, and termination benefits to its employees.

	2011	2010
Balance, beginning of year	\$ 25,071	\$ 23,263
Current service cost	1,843	1,696
Interest cost	1,207	1,320
Amortization of actuarial loss	424	545
Benefits paid	(1,655)	(1,753)
Balance, end of year	\$ 26,890	\$ 25,071

An actuarial valuation for these benefits was performed to determine the City's accrued benefit obligation as at December 31, 2009 and the results are extrapolated to December 31, 2011. The difference between the actuarially determined accrued benefit obligation of approximately \$28,471,000 and the liability of approximately \$26,890,000 as at December 31, 2011 is an unamortized actuarial loss of \$1,581,000. This actuarial loss is being amortized over a period equal to the employees' average remaining service life of 10 years.

# CITY OF RICHMOND

Notes to Consolidated Financial Statements (continued)  
(Tabular amounts expressed in thousands of dollars)

Year ended December 31, 2011

## 16. Post-employment future benefits (continued):

	2011	2010
Actuarial benefit obligation:		
Liability, end of year	\$ 26,890	\$ 25,071
Unamortized actuarial loss	1,581	1,642
<b>Balance, end of year</b>	<b>\$ 28,471</b>	<b>\$ 26,713</b>

Actuarial assumptions used to determine the City's accrued benefit obligation are as follows:

	2011	2010
Discount rate	3.50%	4.50%
Expected future inflation rate	2.50%	2.50%
Expected wage and salary range increases	3.50%	3.50%

## 17. Pension plan:

The City and its employees contribute to the Municipal Pension Plan (the "Plan"), a jointly trustee pension plan. The Plan's Board of Trustees, representing plan members and employers, is responsible for overseeing the management of the Plan, including the investment of the assets and administration of benefits. The pension plan is a multi-employer contributory pension plan. Basic pension benefits provided are defined. The Plan has about 173,000 active members and approximately 63,000 retired members. Active members include approximately 35,000 contributors from local governments.

Every three years an actuarial valuation is performed to assess the financial position of the Plan and the adequacy of plan funding. The most recent valuation as at December 31, 2009 indicated an unfunded liability of \$1,024 million for basic pension benefits. The next actuarial valuation will be performed as at December 31, 2012 with results available in 2013. The actuary does not attribute portions of the unfunded liability to individual employers. The City paid \$9,291,000 (2010 - \$8,832,000) for employer contributions to the Plan in fiscal 2011. Employees paid \$7,624,000 (2010 - \$7,170,000) for employee contributions to the Plan in fiscal 2011.

## 18. Commitments and contingencies:

### (a) Joint and several liabilities:

The City has a contingent liability with respect to debentures of the Greater Vancouver Water District, Greater Vancouver Sewerage and Drainage District and Greater Vancouver Regional District, to the extent provided for in their respective Enabling Acts, Acts of Incorporation and Amending Acts. Management does not consider payment under this contingency to be likely and therefore no amounts have been accrued.

# CITY OF RICHMOND

Notes to Consolidated Financial Statements (continued)  
(Tabular amounts expressed in thousands of dollars)

Year ended December 31, 2011

## 18. Commitments and contingencies (continued):

### (b) Lease payments:

In addition to the obligations under capital leases, at December 31, 2011, the City was committed to operating lease payments for premises and equipment in the following approximate amounts:

2012	\$ 4,338
2013	4,172
2014	4,123
2015	4,091
2016 and thereafter	28,449

### (c) Litigation:

As at December 31, 2011, there were a number of legal claims in various stages of litigation. The City has made no specific provision for those where the outcome is presently not determinable.

### (d) Municipal Insurance Association of British Columbia:

The City is a participant in the Municipal Insurance Association of British Columbia (the "Association"). Should the Association pay out claims in excess of premiums received, it is possible that the City, along with other participants, would be required to contribute towards the deficit. Management does not consider external payment under this contingency to be likely and therefore, no amounts have been accrued.

### (e) Contractual obligation:

The City has entered into various contracts for services and construction with periods ranging beyond one year. These commitments are in accordance with budgets passed by Council.

### (f) E-Comm Emergency Communications for Southwest British Columbia ("E-Comm"):

The City is a shareholder of the Emergency Communications for Southwest British Columbia Incorporated (E-Comm) whose services provided include: regional 9-1-1 call centre for the Greater Vancouver Regional District; Wide Area Radio network; dispatch operations; and records management. The City has 2 Class A shares and 1 Class B share (of a total of 26 Class A and 23 Class B shares issued and outstanding as at December 31, 2011). As a Class A shareholder, the City shares in both funding the future operations and capital obligations of E-Comm (in accordance with a cost sharing formula), including any lease obligations committed to by E-Comm up to the shareholder's withdrawal date.

# CITY OF RICHMOND

Notes to Consolidated Financial Statements (continued)  
(Tabular amounts expressed in thousands of dollars)

Year ended December 31, 2011

## 18. Commitments and contingencies (continued):

### (g) Community Associations:

The City has a close relationship with the various community associations which operate the community centers throughout the City. While they are separate legal entities, the City does generally provide the buildings and grounds for the use of the community associations as well as pay the operating costs of the facilities. Typically the community associations are responsible for providing programming and services to the community. The community associations retain all revenue which they receive. The City provides the core staff for the facilities as well as certain additional services such as information technology services.

### (h) Contingent liabilities:

The City has a contract with the federal government whereby the federal government provides Royal Canadian Mounted Police (RCMP) policing services. RCMP members and the federal government are currently in legal proceedings regarding pay raises for 2009 and 2010 that were retracted for RCMP members. As the final outcome of the legal action and the potential financial impact to the City is not determinable, the City has not recorded any provision for this matter in the financial statements as at December 31, 2011.

## 19. Trust funds:

Certain assets have been conveyed or assigned to the City to be administered as directed by agreement or statute. The City holds the assets for the benefit of and stands in fiduciary relationship to the beneficiary. The following trust fund is excluded from the City's financial statements.

	2011	2010
Richmond Community Associations	\$ 1,015	\$ 994

## 20. Collections for other governments:

The City is obligated to collect and transmit certain taxation revenue on behalf of other government bodies. These funds are excluded from the City's financial statements since they are not revenue of the City. Such taxes collected and remitted to the government bodies during the year are as follows:

	2011	2010
Province of British Columbia - Schools	\$ 122,465	\$ 118,391
Greater Vancouver Regional District and others	37,655	35,715
	\$ 160,120	\$ 154,106



# CITY OF RICHMOND

Notes to Consolidated Financial Statements (continued)  
(Tabular amounts expressed in thousands of dollars)

Year ended December 31, 2011

---

## 21. Non-monetary transaction:

During the year, the City sold a portion of land to a third party developer valued at an agreed amount of \$6 million. In a separate but related transaction, the City acquired and discharged the developer from its use of a leasehold interest for the equivalent amount. The transactions occurred at fair value and no cash was exchanged.

The sale of land resulted in a gain on disposition in the amount of \$6 million. The discharge of the leasehold interest and discharge of an easement for parking resulted in an accounting gain on settlement of \$6 million. The total resulting gain of \$12 million has been included in Other Revenues – Other on the statement of operations.

## 22. Segmented reporting:

The City of Richmond provides a wide variety of services to its residents. For segment disclosure, these services are grouped and reported under service areas/departments that are responsible for providing such services. They are as follows:

**Law and Community Safety** brings together the City's public safety providers such as Police (RCMP), Fire-Rescue, Emergency Programs, and Community Bylaws along with sections responsible for legal and regulatory matters. It is responsible for ensuring safe communities by providing protection services with a focus on law enforcement, crime prevention, emergency response, protection of life and properties, and legal services.

**Engineering, Public Works and Project Development** comprises of General Public Works, Roads and Construction, Storm Drainage, Fleet Operations, Engineering Planning, Project Development, and Facility Management. The services provided are construction and maintenance of the City's infrastructure and all City owned buildings, maintenance of the City's road networks, managing and operating a mixed fleet of vehicles, heavy equipment and an assortment of specialized work units for the City operations, development of current and long-range engineering planning and planning, and construction of major projects.

**Parks, Recreation and Community Services** comprises of Parks, Recreation and Community Services. These departments ensure recreation opportunities in Richmond by maintaining a variety of facilities such as arenas, community centres, pools, etc. It designs, constructs and maintains parks and sports fields to ensure, there is adequate open green space and sports fields available for Richmond residents. It also addresses the economic, arts, culture, and community issues that the City encounters.

**General Government** comprises of Mayor and Council, Corporate Administration, Corporate Services, and Business and Financial Services. It is responsible for adopting bylaws, effectively administering city operations, levying taxes, providing sound management of human resources, information technology, and City finance, and ensuring high quality services to Richmond residents.

# CITY OF RICHMOND

Notes to Consolidated Financial Statements (continued)  
(Tabular amounts expressed in thousands of dollars)

Year ended December 31, 2011

---

## 22. Segmented reporting (continued):

**Utilities** provide such services as planning, designing, constructing, operating, and maintaining the City's infrastructure of water and sewer networks and sanitation and recycling.

**Planning and Development** is responsible for land use plans, developing bylaws and policies for sustainable development in the City including the City's transportation systems.

**Library Services** provides public access to information by maintaining 5 branches throughout the City.

**Richmond Olympic Oval** is formed as a wholly owned subsidiary of the City. It uses the Richmond Olympic Oval facility as a venue for a wide range of sports, business and community activities.

# CITY OF RICHMOND

Notes to Consolidated Financial Statements (continued)  
(Tabular amounts expressed in thousands of dollars)

Year ended December 31, 2011

## 22. Segmented reporting (continued):

										2011	2010
	Law and Community Safety	Engineering, Public Works and Project Development	Parks, Recreation and Community Services	General Government	Utilities	Planning and Development	Library Services	Richmond Olympic Oval	Consolidated	(recast - note 3) Consolidated	
<b>Revenues:</b>											
Taxation and levies	\$ -	\$ -	\$ -	161,821	\$ -	\$ -	\$ -	\$ -	161,821	\$ 156,071	
User Fees	-	7,109	-	-	62,250	-	-	-	69,359	68,365	
Sales of Services	4,857	2,095	8,806	7,862	12,782	768	278	4,070	41,518	37,403	
Development Cost Charges	-	2,514	4,580	6,483	744	-	-	-	14,321	17,804	
Provincial and Federal Grants	91	2,014	210	2,385	189	8	430	2,739	8,066	6,353	
Other Capital Funding Sources	190	14,889	2,609	22,981	8,115	-	1,279	-	50,063	53,217	
Payments-in-Lieu of taxes	-	-	-	13,726	-	-	-	-	13,726	13,203	
Other revenue from own sources:											
Investment Income	-	-	-	19,702	626	-	-	-	20,328	16,864	
Gaming Revenue	567	1,400	-	11,761	-	-	-	-	13,728	12,563	
Licenses and permits	190	66	-	3,153	-	4,115	-	-	7,524	7,328	
Other	1,445	292	305	19,565	713	13	224	1,031	23,588	10,335	
	<b>7,340</b>	<b>30,379</b>	<b>16,510</b>	<b>269,439</b>	<b>85,419</b>	<b>4,904</b>	<b>2,211</b>	<b>7,840</b>	<b>424,042</b>	<b>399,506</b>	
<b>Expenditures:</b>											
Wages and Salaries	34,669	19,501	25,460	18,439	9,717	8,942	6,286	5,347	128,361	121,244	
PW Maintenance	18	11,518	2,227	23	4,600	54	4	-	18,444	16,346	
Contract Services	35,548	866	1,603	2,486	4,780	199	77	128	45,687	46,582	
Supplies and Materials	2,756	(3,162)	11,146	7,997	40,238	1,261	884	2,645	63,765	78,972	
Interest and Finance	15	(1)	-	2,405	2,742	-	3	-	5,164	6,002	
Transfer from (to) capital for											
tangible capital assets	67	2,035	547	(128)	225	9	-	-	2,755	(11,518)	
Amortization of tangible capital assets	1,423	20,745	4,966	10,893	6,683	1,095	1,364	527	47,696	47,725	
Loss (gain) on disposal of capital assets	67	835	8	18	445	-	-	-	1,373	(3,897)	
	<b>74,563</b>	<b>52,337</b>	<b>45,957</b>	<b>42,133</b>	<b>69,430</b>	<b>11,560</b>	<b>8,618</b>	<b>8,647</b>	<b>313,245</b>	<b>301,456</b>	
<b>Annual surplus (deficit)</b>	<b>\$ (67,223)</b>	<b>\$ (21,958)</b>	<b>\$ (29,447)</b>	<b>\$ 227,306</b>	<b>\$ 15,989</b>	<b>\$ (6,656)</b>	<b>\$ (6,407)</b>	<b>\$ (807)</b>	<b>\$ 110,797</b>	<b>\$ 98,050</b>	

# CITY OF RICHMOND

Notes to Consolidated Financial Statements (continued)  
(Tabular amounts expressed in thousands of dollars)

Year ended December 31, 2011

## 23. Budget data:

The unaudited budget data presented in these consolidated financial statements is based on the 2011 operating and capital budgets approved by Council on March 14, 2011 and the approved budget for Richmond Olympic Oval. Below is the reconciliation of the approved budget to the budget amount reported in these financial statements.

	Budget Amount
Revenues:	
Approved operating budget	\$ 369,267
Approved capital budget	216,081
Approved Oval budget	10,520
Less:	
Transfer from other funds	64,386
Intercity recoveries	36,211
Intercompany recoveries	3,030
Carried forward capital expenditures	143,382
Total revenue	348,859
Expenses:	
Approved operating budget	369,267
Approved capital budget	216,081
Approved Oval budget	9,911
Less:	
Transfer to other funds	7,019
Intercity payments	36,211
Intercompany payments	3,030
Capital expenditures	72,699
Debt principal payments	1,331
Carried forward capital expenditures	143,382
Total expenses	331,587
Annual surplus per statement of operations	\$ 17,272

## 2011 permissive property tax exemptions

In accordance with Section 98 (2)(b) of the Community Charter, we disclose that the following properties were provided permissive property tax exemptions by Richmond City Council in 2011. Permissive tax exemptions are those exemptions granted by bylaw in accordance with Section 224 of the Community Charter.

Property / Organization	Address	2011 Municipal tax exempted
<b>Churches and religious properties</b>		
BC Muslim Association	12300 Blundell Road	\$ 6,419.97
Bakerview Gospel Chapel	8991 Francis Road	2,132.99
Beth Tikvah Congregation	9711 Geal Road	6,616.93
Bethany Baptist Church	22680 Westminster Highway	15,027.48
Brighthouse United Church	8151 Bennett Road	4,919.87
Broadmoor Baptist Church	8140 Saunders Road	6,438.38
Canadian Martyrs Parish	5771 Granville Avenue	8,410.49
Christian and Missionary Alliance	3360 Sexsmith Road	2,733.15
Christian Reformed Church	9280 No. 2 Road	6,618.23
Church of God	10011 No. 5 Road	3,946.36
Church of Latter Day Saints	8440 Williams Road	9,442.89
Cornerstone Evangelical Baptist Church	12011 Blundell Road	1,877.83
Dharma Drum Mountain Buddhist Temple	8240 No. 5 Road	6,513.35
Emmanuel Christian Community	10351 No. 1 Road	4,041.93
Faith Evangelical Church	11960 Montego Street	3,086.21
Fraserview Mennonite Brethren Church	11295 Mellis Drive	8,290.88
Fujian Evangelical Church	12200 Blundell Road	5,583.71
Gilmore Park United Church	8060 No. 1 Road	10,034.89
I Kuan Tao (Fayi Chungder) Association	8866 Odlin Crescent	2,791.79
Immanuel Christian Reformed Church	7600 No. 4 Road	3,644.87
India Cultural Centre	8600 No. 5 Road	9,070.04
International Buddhist Society	9120 Steveston Highway	3,900.80
Ismaili Jamatkama and Centre	7900 Alderbridge Way	27,059.53
Johrei Fellowship Inc	10380 Odlin Road	3,871.69
Lansdowne Congregation Jehovah's Witnesses	11014 Westminster Highway	2,575.38
Larch St. Gospel Meeting Room	8020 No. 5 Road	2,095.37
Ling Yen Mountain Temple	10060 No. 5 Road	4,918.33
Nanaksar Gurdwara Gursikh Temple	18691 Westminster Highway	2,157.96
North Richmond Alliance Church	9140 Granville Avenue	1,991.63
Our Savior Lutheran Church	6340 No. 4 Road	4,514.33
Parish of St. Alban's	7260 St. Albans Road	7,260.00



**Churches and religious properties continued . . .**

Patterson Road Assembly	9291 Walford Street	\$ 662.51
Peace Evangelical Church	8280 No. 5 Road	5,505.82
Peace Mennonite Church	11571 Daniels Road	9,306.96
Richmond Alliance Church	11371 No. 3 Road	4,054.53
Richmond Baptist Church	6560 Blundell Road	1,200.57
Richmond Baptist Church	6640 Blundell Road	4,237.41
Richmond Bethel Mennonite Church	10160 No. 5 Road	13,158.64
Richmond Chinese Alliance Church	10100 No. 1 Road	5,934.70
Richmond Chinese Evangelical Free Church	8040 No. 5 Road	2,616.37
Richmond Gospel Society	9160 Dixon Avenue	7,159.23
Richmond Pentecostal Church	9300 Westminster Highway	7,900.69
Richmond Pentecostal Church	9260 Westminster Highway	612.73
Richmond Presbyterian Church	7111 No. 2 Road	3,923.38
Richmond Sea Island United Church	8711 Cambie Road	7,326.00
Salvation Army Church	8280 Gilbert Road	2,982.94
Science of Spirituality SKRM Inc	11011 Shell Road	1,104.87
Shia Muslim Community	8580 No. 5 Road	5,432.23
South Arm United Church	11051 No. 3 Road	2,616.88
St. Anne's Anglican Church	4071 Francis Road	3,687.16
St. Edward's Anglican Church	10111 Bird Road	3,525.11
St. Gregory Armenian Apostolic Church	13780 Westminster Highway	785.25
St. Joseph the Worker Roman Catholic Church	4451 Williams Road	8,578.29
St. Monica's Roman Catholic Church	12011 Woodhead Road	5,633.32
St. Paul's Roman Catholic Parish	8251 St. Albans Road	19,370.96
Steveston Buddhist Temple	4360 Garry Street	8,521.49
Steveston Congregation Jehovah's Witnesses	4260 Williams Road	4,134.53
Steveston United Church	3720 Broadway Street	2,807.39
Subramaniya Swamy Temple	8840 No. 5 Road	753.30
Thrangu Monastery Association	8140 No. 5 Road	4,566.65
Thrangu Monastery Association	8160 No. 5 Road	155.05
Towers Baptist Church	10311 Albion Road	6,879.14
Trinity Lutheran Church	7100 Granville Avenue	8,746.24
Ukrainian Catholic Church	8700 Railway Avenue	1,983.06
Vancouver Airport Chaplaincy	3211 Grant McConachie Way	468.36
Vancouver International Buddhist Progress Society	6690 - 8181 Cambie Road	8,149.21
Vancouver International Buddhist Progress Society	8271 Cambie Road	2,897.06
Vedic Cultural Society of BC	8200 No. 5 Road	1,453.08
West Richmond Gospel Hall	5651 Francis Road	2,545.85

**Recreation, child care, and community service properties**

Cook Road Children's Centre	8300 Cook Road	\$ 1,825.78
Girl Guides of Canada	4780 Blundell Road	2,346.83
Kinsmen Club of Richmond	11851 Westminster Highway	428.76
Navy League of Canada	7411 River Road	10,046.76
Richmond Caring Place	7000 Minoru Boulevard	169,277.82
Richmond Family Place	8660 Ash Street	8,471.76
Richmond Lawn Bowling Club	6131 Bowling Green Road	7,526.08
Richmond Public Library	11580 Cambie Road	3,240.95
Richmond Public Library	11688 Steveston Highway	6,145.38
Richmond Rod and Gun Club	7760 River Road	15,794.59
Richmond Tennis Club	6820 Gilbert Road	13,706.98
Richmond Winter Club	5540 Hollybridge Way	114,193.29
Riverside Children's Centre	5862 Dover Crescent	997.76
Scotch Pond Heritage	2220 Chatham Street	7,836.59
Terra Nova Children's Centre	6011 Blanchard Drive	1,774.15
Treehouse Learning Centre	100 - 5500 Andrews Road	1,315.14
Richmond Ice Centre	14140 Triangle Road	138,898.32
Richmond Watermania	14300 Entertainment Boulevard	207,971.91

**Private educational properties**

BC Muslim Association	12300 Blundell Road	\$ 2,095.59
Choice Learning Centre	20411 Westminster Highway	783.15
Choice Learning Centre	20451 Westminster Highway	4,541.14
Cornerstone Christian Academy School	12011 Blundell Road	1,493.42
Richmond Christian School	10260 No. 5 Road	11,979.87
Richmond Christian School Association	5240 Woodward's Road	28,930.88
Richmond Jewish Day School	8760 No. 5 Road	15,466.40
St. Joseph the Worker Roman Catholic Church	4451 Williams Road	21,224.49

**Senior citizen housing**

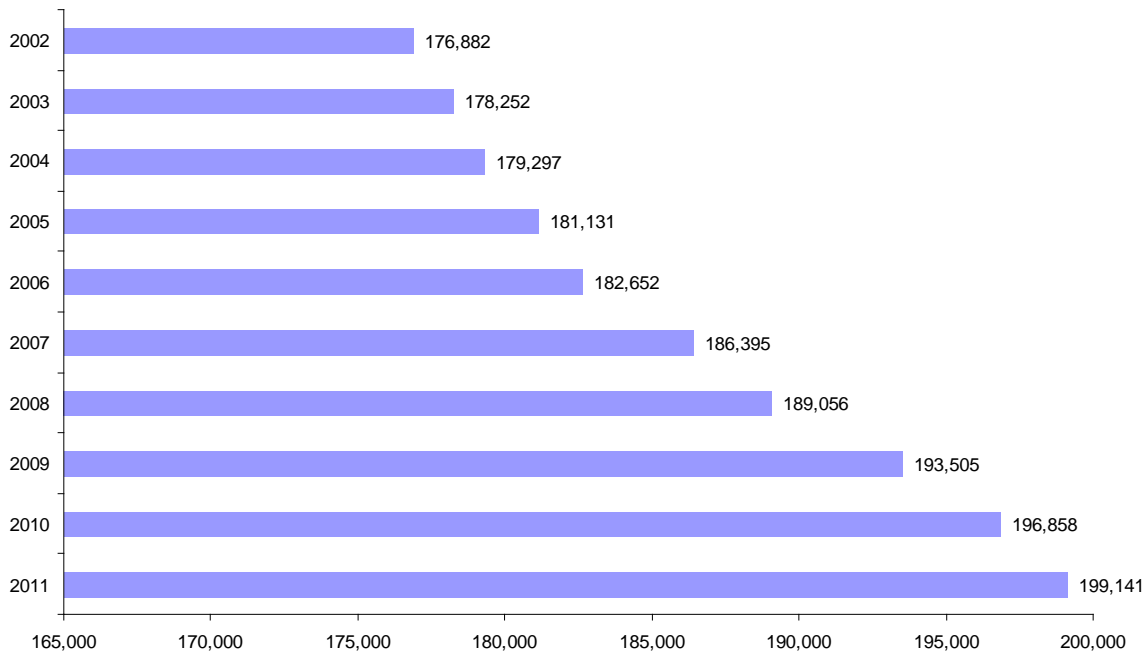
Richmond Kiwanis Senior Citizens Housing	6251 Minoru Boulevard	\$ 45,529.88
Richmond Legion Senior Citizen Society	7251 Langton Road	23,404.41

<b>Community care facilities</b>		
Canadian Mental Health Association	8911 Westminster Highway	\$ 5,837.90
Development Disabilities Association	6531 Azure Road	1,655.99
Development Disabilities Association	8400 Robinson Road	1,974.64
Greater Vancouver Community Service	4811 Williams Road	2,094.45
Pinegrove Place, Mennonite Care Home Society	11331 Mellis Drive	15,910.92
Richmond Society for Community Living	303 - 7560 Moffatt Road	728.54
Richmond Society for Community Living	4433 Francis Road	1,669.85
Richmond Society for Community Living	5635 Steveston Highway	6,123.15
Richmond Society for Community Living	9 - 11020 No. 1 Road	915.75
Richmond Society for Community Living	9580 Pendleton Road	6,531.08
Rosewood Manor, Richmond Intermediate Care Society	6260 Blundell Road	34,880.20
<b>Municipal use</b>		
0815024 BC Ltd	5440 Hollybridge Way	\$ 34,594.23
Richmond Olympic Oval	6111 River Road	2,064,041.27

# City of Richmond statistical data

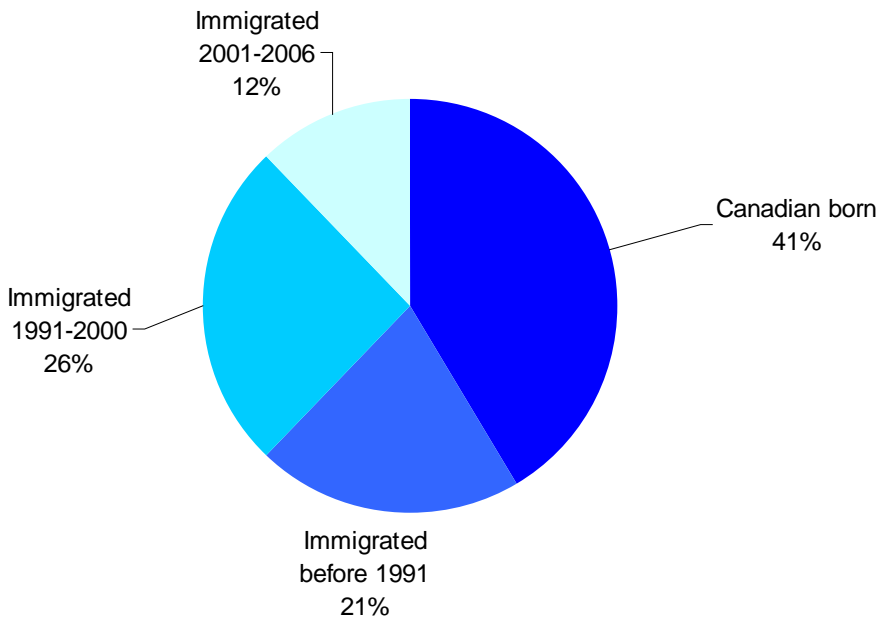
City of Richmond population 2002–2011.....	42
Immigrant status of Richmond residents by period of immigration .....	42
Richmond’s population by mother tongue.....	43
Highest level of education attainment for the population aged 25 to 64 .....	43
Occupations of Richmond residents .....	44
Housing starts in Richmond 2001–2011 .....	44
Richmond housing starts by type of units 2011 .....	45
New dwelling units constructed 2001–2011 .....	45
Construction value of building permits issued 2001–2011 (in \$000s) .....	46
Richmond business licences 2007–2011 .....	46
Registration in Richmond Recreation and Cultural Services programs 2007–2011 .....	47
City of Richmond budgeted capital construction costs 2007–2011 (in \$000s).....	47
Capital program by type 2011 .....	48
Breakdown of residential tax bill 2011 .....	48
Breakdown of municipal tax dollar 2011 .....	49
2011 tax rates.....	50
2011 general revenue fund assessment and taxation by property class (in \$000s).....	50
Taxes collected on behalf of taxing authorities (in \$000s) .....	50
Long term debt repayments relative to expenditures 2007–2011 (in \$000s) .....	51
City of Richmond debt per capita 2006–2011 .....	51
Revenue by source 2007–2011 (in \$000s).....	52
Expenses by object 2010–2011 (in \$000s).....	52
Expenses by function 2010–2011 (in \$000s) .....	53
Accumulated surplus 2010–2011 (in \$000s).....	53
Changes in net financial assets 2010–2011 (in \$000s).....	53
Reserves 2007–2011 (in \$000s).....	54
Investment portfolio per type 2010–2011 (\$000’s) .....	55
Ratio analysis indicators of financial condition .....	55

## City of Richmond population 2002–2011



Source: City of Richmond Policy Planning Division

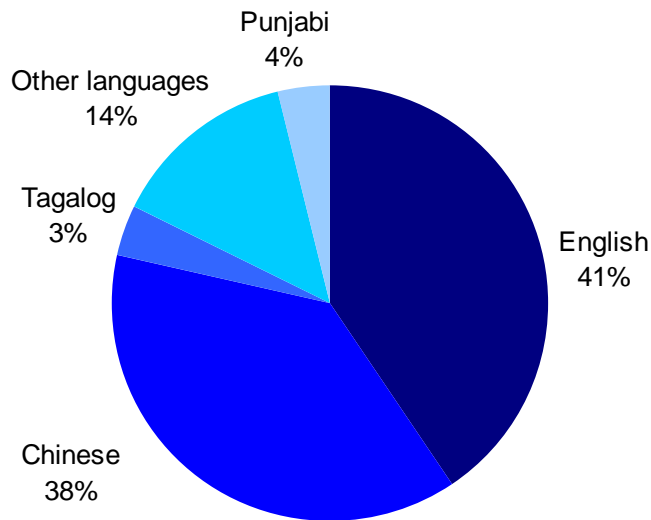
## Immigrant status of Richmond residents by period of immigration



Source: Statistics Canada 2006 Census of Population

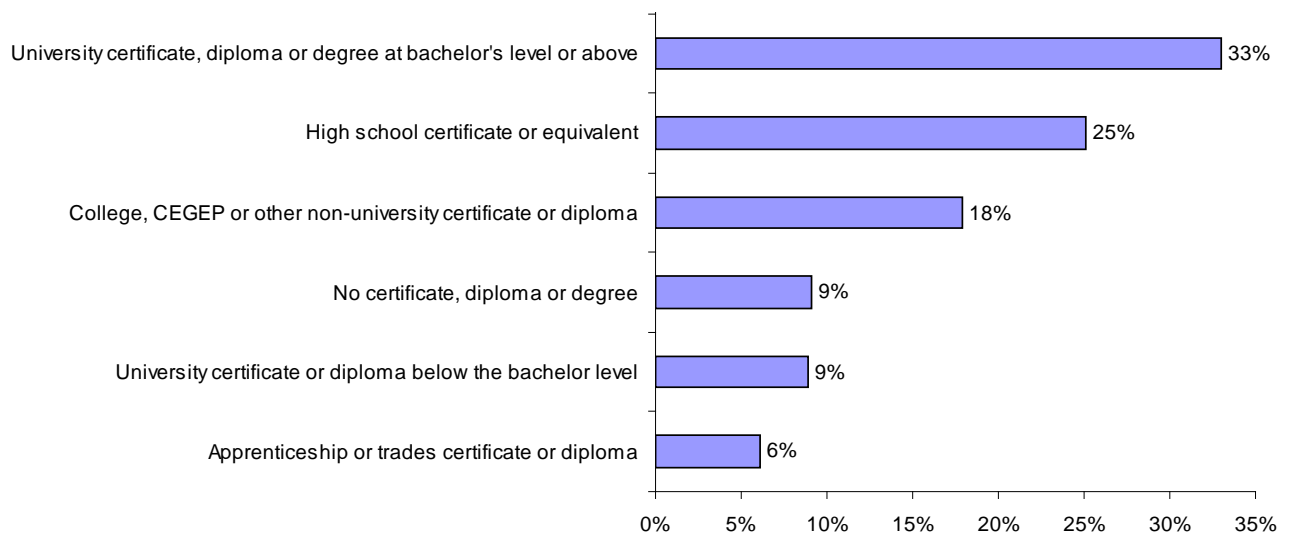


## Richmond's population by mother tongue



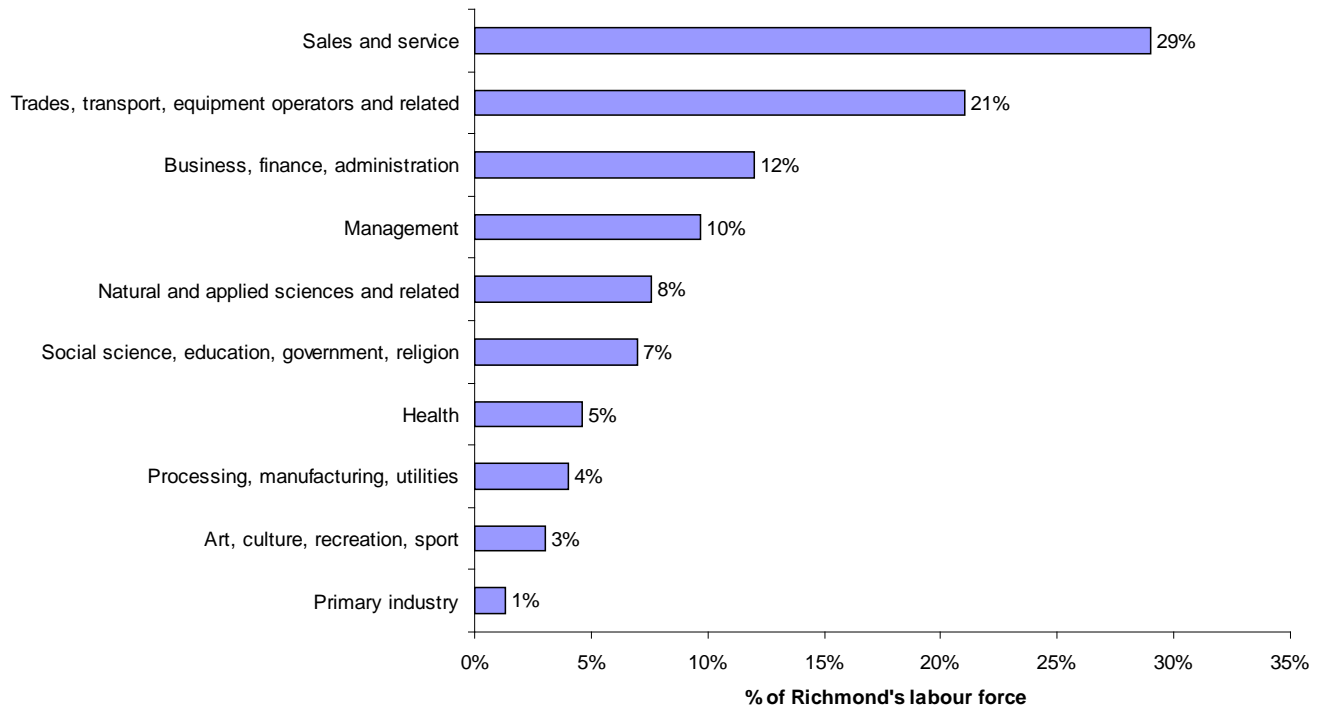
Source: Statistics Canada 2006 Census of Population

## Highest level of education attainment for the population aged 25 to 64



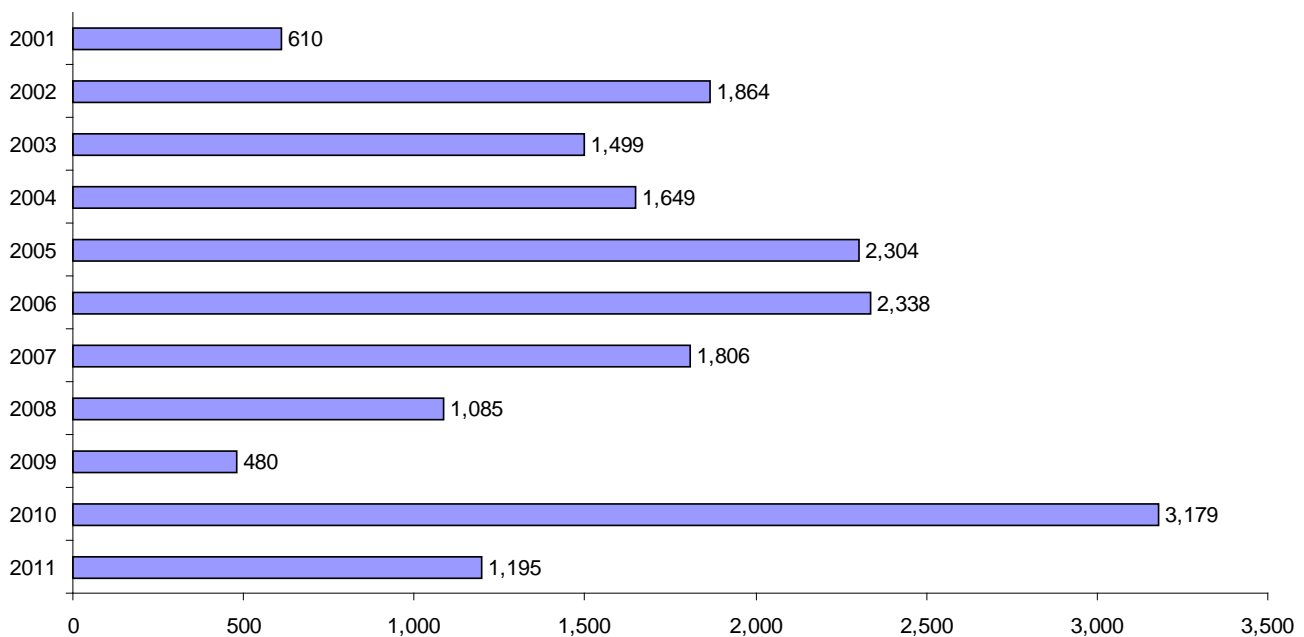
Source: Statistics Canada 2006 Census of Population

## Occupations of Richmond residents



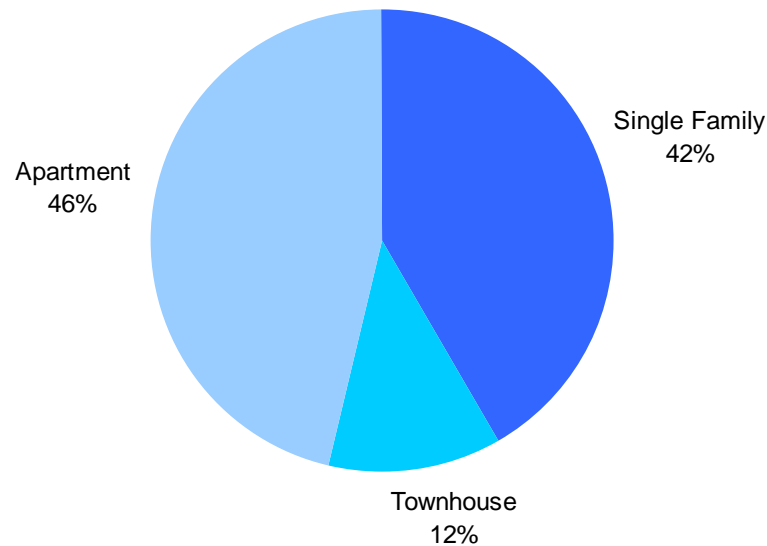
Source: Statistics Canada 2006 Census of Population

## Housing starts in Richmond 2001–2011



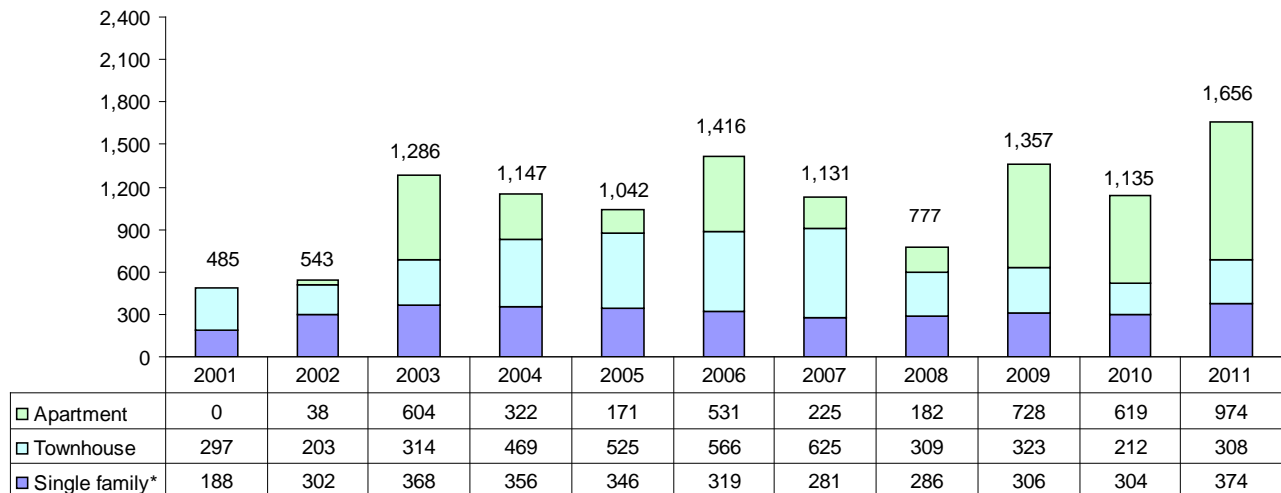
Source: City of Richmond building permit data

## Richmond housing starts by type of units 2011



Source: City of Richmond building permit data

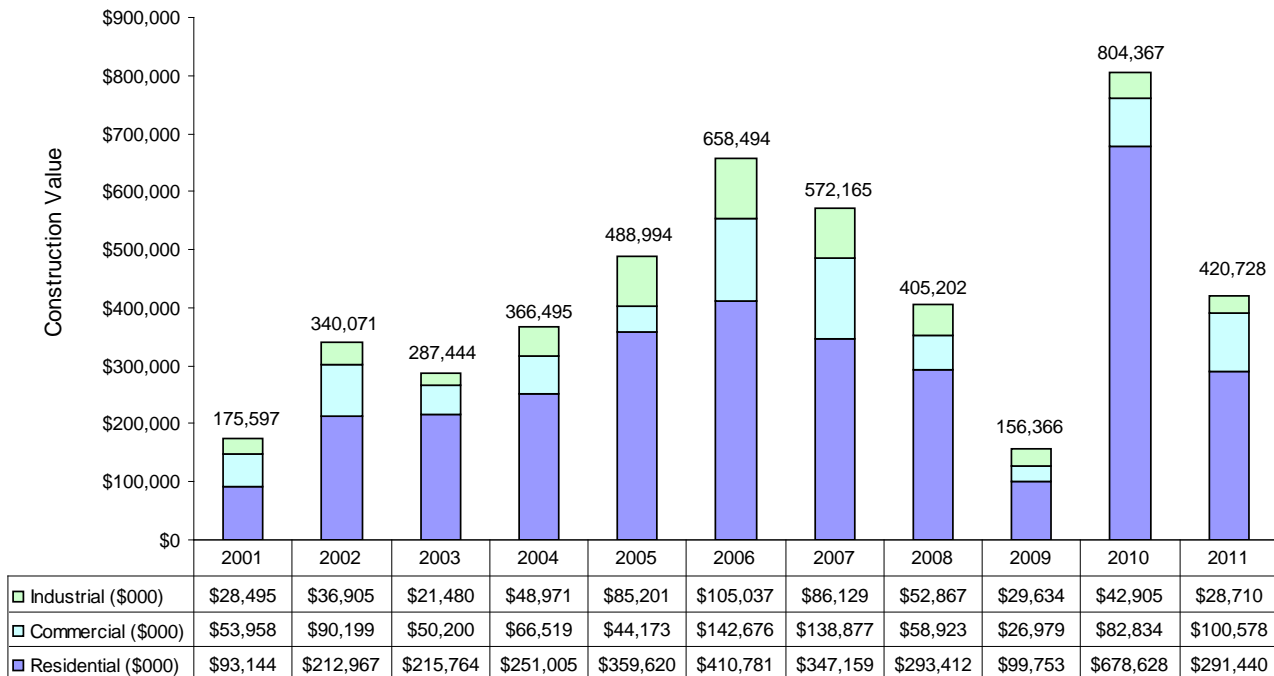
## New dwelling units constructed 2001–2011



\*Includes one family and two family dwellings

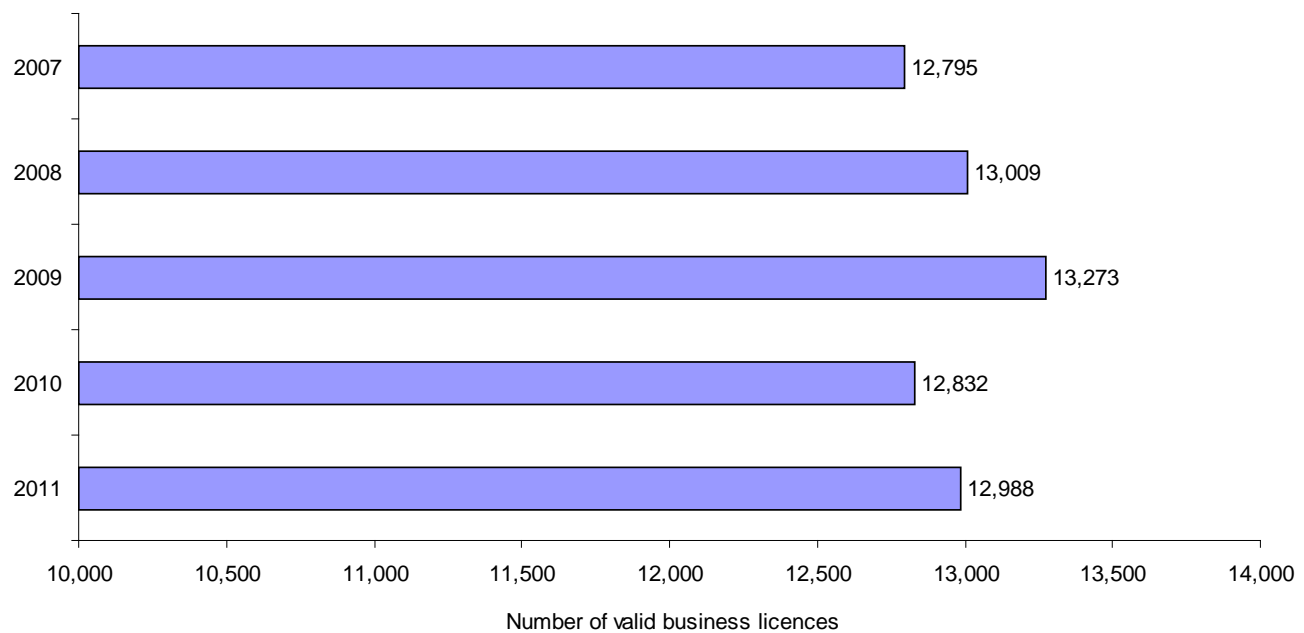
Source: City of Richmond building permit records. Includes only projects for new residential construction receiving final building permit in given year

## Construction value of building permits issued 2001–2011 (in \$000s)



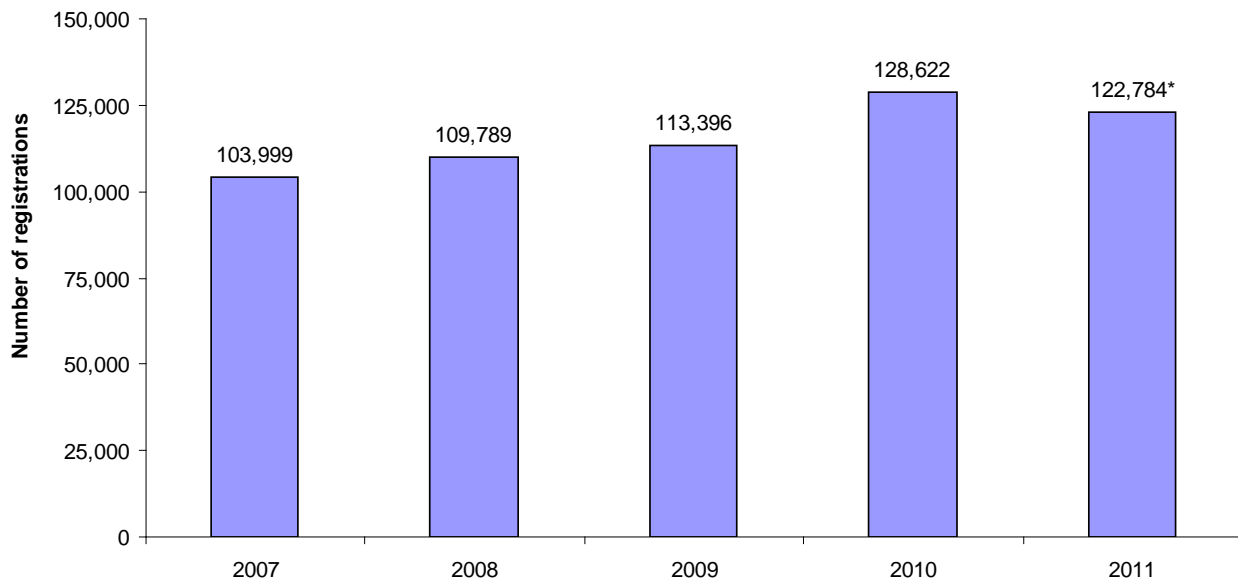
Source: Permits and Licence System, custom report

## Richmond business licences 2007–2011



Source: City of Richmond Business Licence System

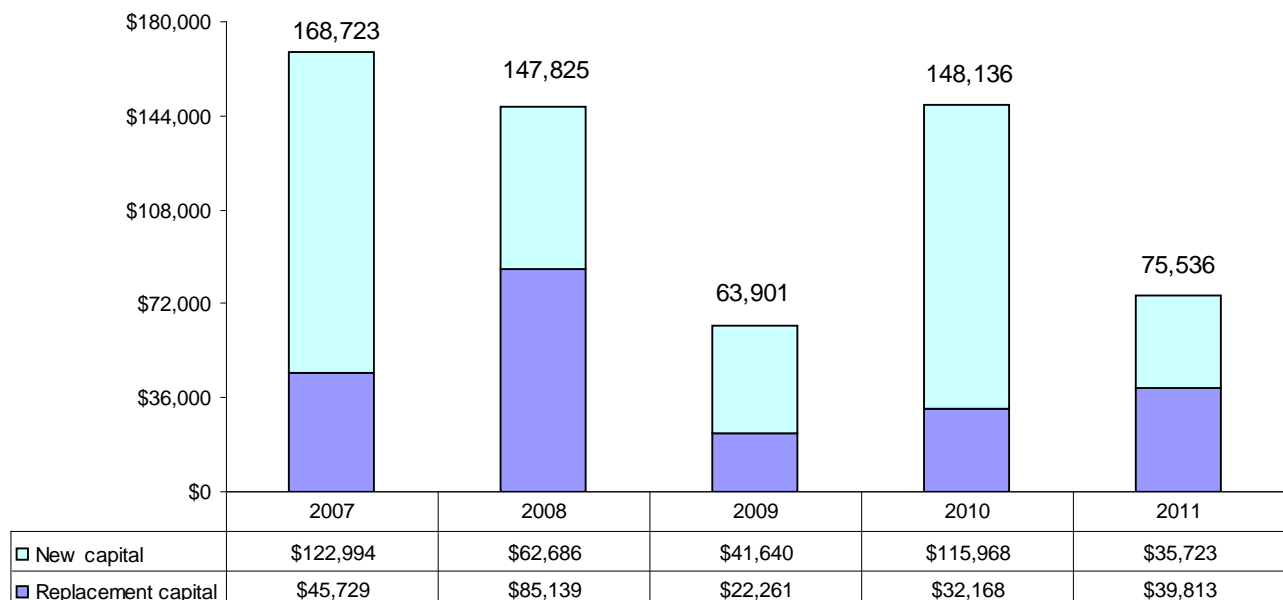
## Registration in Richmond Recreation and Cultural Services programs 2007–2011



Source: City of Richmond Parks, Recreation and Cultural Services Registration System

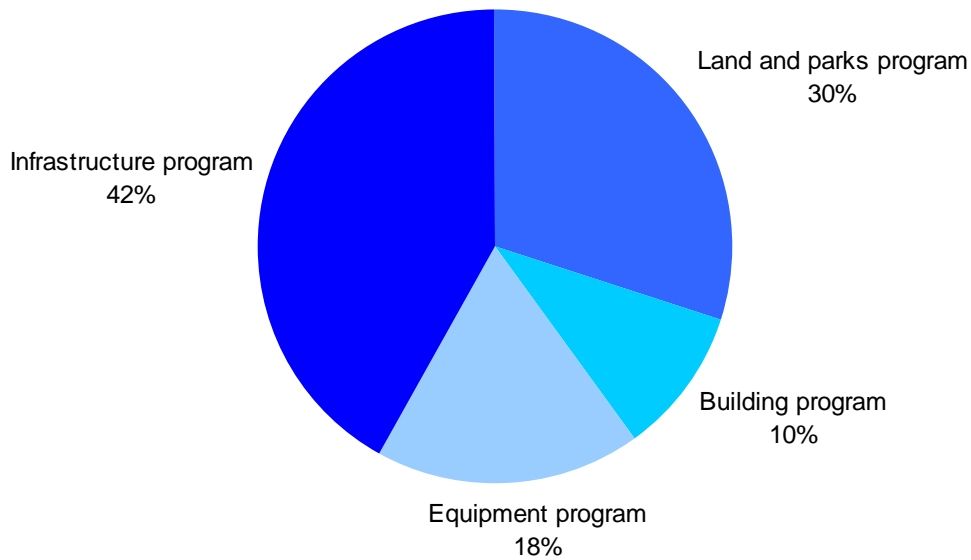
\*Change in registration system

## City of Richmond budgeted capital construction costs 2007–2011 (in \$000s)



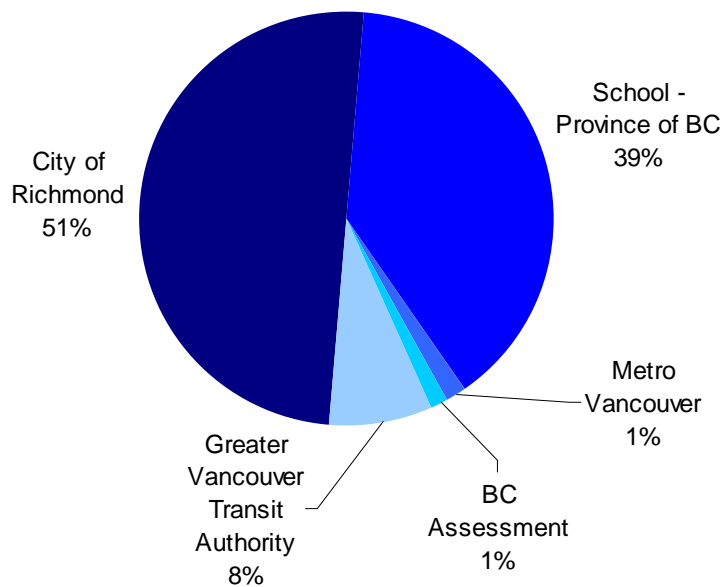
Source: City of Richmond Business and Financial Services Department

## Capital program by type 2011



Source: City of Richmond Business and Financial Services Department

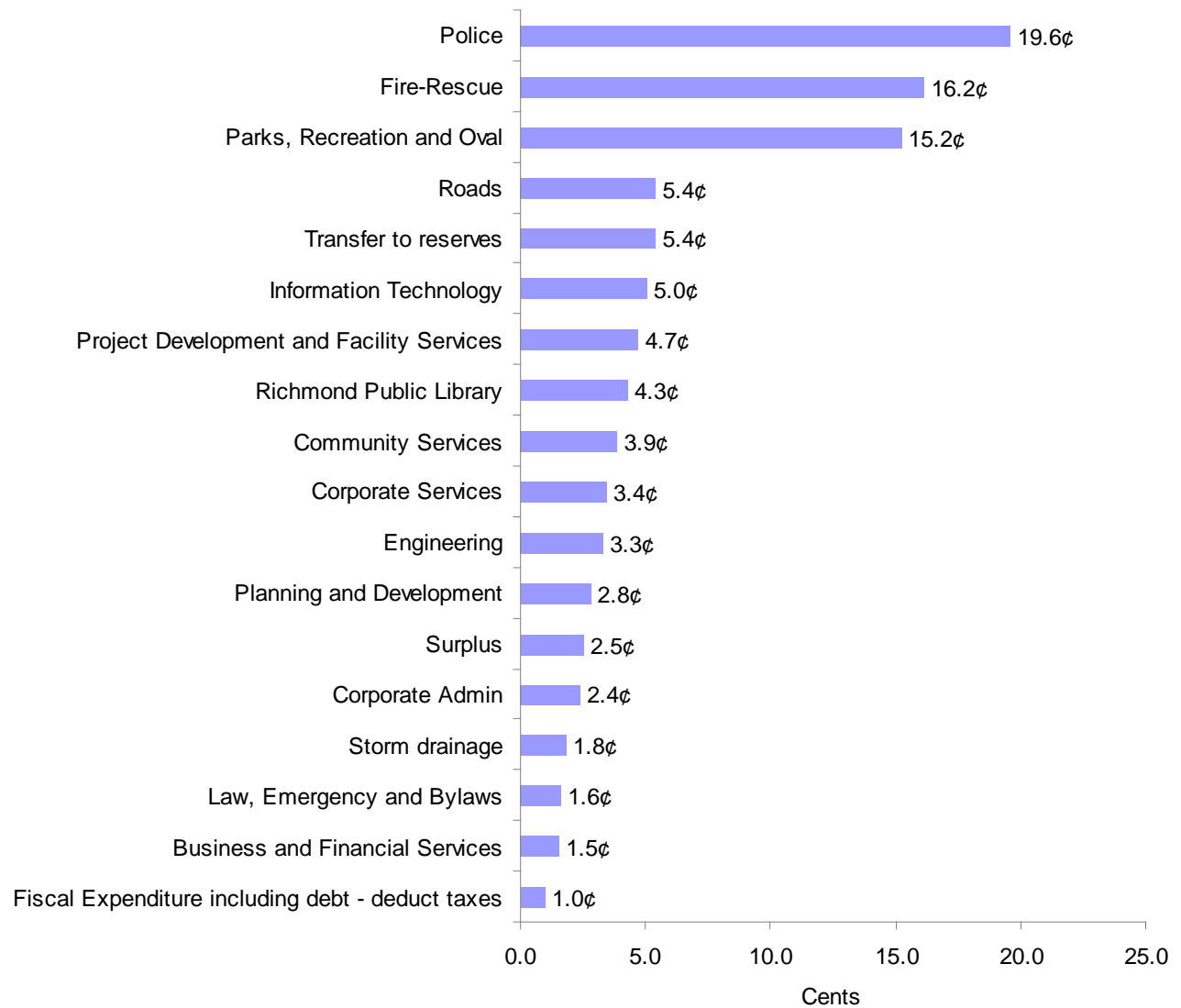
## Breakdown of residential tax bill 2011



Source: City of Richmond Business and Financial Services Department



## Breakdown of municipal tax dollar 2011



Source: City of Richmond Business and Financial Services Department

## 2011 tax rates

	City of Richmond	School - Province of BC	Metro Vancouver	BC Assessment	Municipal Finance Authority	TransLink
Residential	2.16085	1.67470	0.06235	0.06210	0.00020	0.35000
Business	8.03836	6.60000	0.15274	0.18960	0.00050	1.60860
Light industrial	9.05396	2.64000	0.21197	0.18960	0.00070	1.96260
Seasonal / Recreational	1.83670	3.40000	0.06234	0.06210	0.00020	0.30590
Major industrial	12.96510	2.64000	0.21197	0.51140	0.00070	2.26920
Farm	11.88468	3.40000	0.06234	0.06210	0.00020	0.35430
Utilities	37.16662	14.10000	0.21820	0.51140	0.00070	2.70720

Source: City of Richmond Business and Financial Services Department

## 2011 general revenue fund assessment and taxation by property class (in \$000s)

	Assessment	% of assessment by class	Taxation	% of taxation by class
Residential	\$38,773,463	80.32%	\$83,784	51.65%
Business	7,753,426	16.06%	62,325	38.42%
Light industrial	1,480,246	3.07%	13,402	8.27%
Seasonal / Recreational	113,149	0.23%	208	0.13%
Major industrial	107,536	0.22%	1,394	0.86%
Farm	26,699	0.06%	317	0.20%
Utilities	21,094	0.04%	784	0.47%
<b>Total</b>	<b>\$48,275,613</b>	<b>100.00%</b>	<b>\$162,214</b>	<b>100.00%</b>

Source: City of Richmond Business and Financial Services Department

## Taxes collected on behalf of taxing authorities (in \$000s)

	2007	2008	2009	2010	2011
City of Richmond	\$131,292	\$141,531	\$148,563	\$156,071	\$161,821
School Board	112,484	117,124	115,122	118,391	122,465
Metro Vancouver	3,177	3,302	3,329	3,632	3,957
BC Assessment	3,474	3,655	3,791	4,013	4,258
TransLink	27,320	25,725	27,209	28,058	29,427
Other	9	8	11	11	13
<b>Total taxes</b>	<b>\$277,756</b>	<b>\$291,345</b>	<b>\$298,025</b>	<b>\$310,176</b>	<b>\$321,941</b>

Source: City of Richmond Business and Financial Services Department

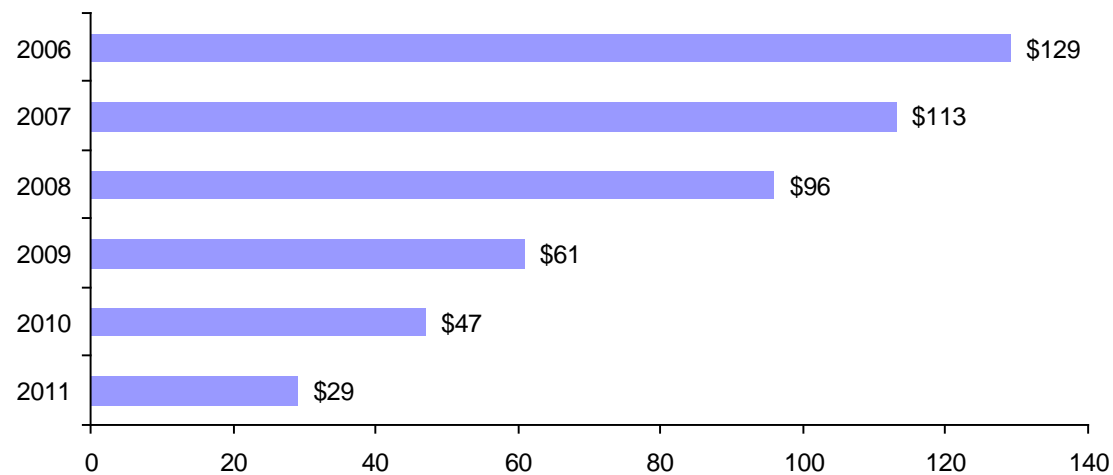
## Long term debt repayments relative to expenditures 2007–2011 (in \$000s)

<b>General revenue fund</b>	<b>2007</b>	<b>2008</b>	<b>2009</b>	<b>2010</b>	<b>2011</b>
Long term debt repayments	\$ 4,735	\$ 4,735	\$ 8,235	\$ 3,554	\$ 3,413
General expenditures	\$ 171,586	\$ 186,923	\$ 191,976	\$ 249,446	\$ 257,155
Repayments as % of expenditures	2.8%	2.5%	4.3%	1.4%	1.3%
<b>Waterworks revenue fund</b>					
Long term debt repayments	\$ -	\$ -	\$ -	\$ -	\$ -
Water expenditures	\$ 21,498	\$ 24,874	\$ 26,835	\$ 31,064	\$ 33,434
Repayments as % of expenditures	0.0%	0.0%	0.0%	0.0%	0.0%
<b>Sewerworks revenue fund</b>					
Long term debt repayments	\$ 115	\$ 115	\$ 115	\$ 115	\$ 115
Sewer expenditures	\$ 17,490	\$ 20,880	\$ 23,269	\$ 23,291	\$ 24,724
Repayments as % of expenditures	0.7%	0.6%	0.5%	0.5%	0.5%

Note: Expenditures do not include capital and infrastructure investments.

Source: City of Richmond Business and Financial Services Department

## City of Richmond debt per capita 2006–2011



Source: City of Richmond Business and Financial Services Department

## Revenue by source 2007–2011 (in \$000s)

	<b>2007</b>	<b>2008</b>	<b>2009</b>	<b>2010</b>	<b>2011</b>
Taxation and levies	\$135,393	\$139,475	\$148,503	\$156,071	\$161,821
User fees	50,736	57,027	63,150	68,365	69,359
Sales of services	29,649	31,714	33,528	37,403	41,518
Licences and permits	8,413	7,833	5,844	7,328	7,524
Investment income	19,396	25,011	22,147	16,864	20,328
Grants including casino revenue	29,177	29,482	31,272	32,119	35,520
Development cost charges	34,403	9,506	22,932	17,804	14,321
Other capital funding sources	27,586	45,036	26,878	53,217	50,063
Other	141,579	15,995	14,673	10,335	23,588
<b>Total</b>	<b>\$476,332</b>	<b>\$361,079</b>	<b>\$368,927</b>	<b>\$399,506</b>	<b>\$424,042</b>

Source: City of Richmond Business and Financial Services Department

## Expenses by object 2010–2011 (in \$000s)

	<b>2010</b>	<b>2011</b>
Wages, salaries and benefits	\$121,244	\$128,361
Public Works maintenance	16,346	18,444
Contract services	46,582	45,687
Supplies, materials	78,972	63,765
Interest and finance	6,002	5,164
Transfer from (to) capital for tangible capital assets	(11,518)	2,755
Amortization of tangible capital assets	47,725	47,696
Loss/(gain) on disposal of tangible capital assets	(3,897)	1,373
<b>Total</b>	<b>\$301,456</b>	<b>\$313,245</b>

Source: City of Richmond Business and Financial Services Department

## Expenses by function 2010–2011 (in \$000s)

	<b>2010</b>	<b>2011</b>
Community Safety	\$ 70,838	\$ 74,548
Engineering and Public Works	56,365	52,338
Parks, Recreation and Cultural Services	43,647	45,957
General government	35,130	39,728
Utilities	69,214	71,852
Planning and Development	11,427	11,560
Library services	8,221	8,615
Richmond Olympic Oval	6,614	8,647
<b>Total expenditures</b>	<b>\$ 301,456</b>	<b>\$ 313,245</b>

Source: City of Richmond Business and Financial Services Department

## Accumulated surplus 2010–2011 (in \$000s)

	<b>2010</b>	<b>2011</b>
Annual surplus	\$ 98,050	\$ 110,797
Accumulated surplus, beginning of year	2,012,287	2,110,337
Accumulated surplus, end of year	\$ 2,110,337	\$ 2,221,134

Source: City of Richmond Business and Financial Services Department

## Changes in net financial assets 2010–2011 (in \$000s)

	<b>2010</b>	<b>2011</b>
Change in net financial assets	\$ (32,872)	\$ 47,884

Source: City of Richmond Business and Financial Services Department

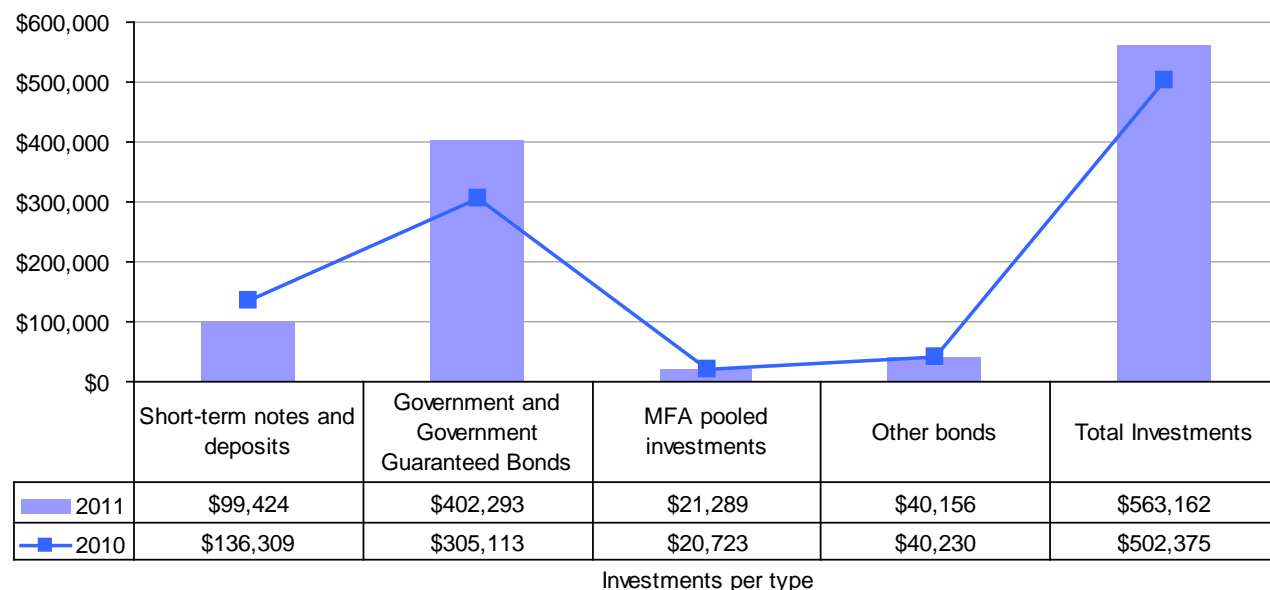
## Reserves 2007–2011 (in \$000s)

	<b>2007</b>	<b>2008</b>	<b>2009</b>	<b>2010</b>	<b>2011</b>
Affordable housing	\$9,429	\$10,121	\$10,537	\$10,728	\$11,344
Capital building and infrastructure	16,206	18,519	22,655	26,238	27,646
Capital reserve	68,507	68,171	70,799	76,229	81,820
Child care development	431	541	854	1,789	2,146
Community legacy and land replacement	88,094	68,962	57,298	5,718	17,097
Drainage improvement	9,051	11,269	13,493	18,213	23,395
Equipment replacement	11,530	12,667	13,823	14,912	16,744
Leisure facilities	1,229	2,114	2,319	2,522	2,621
Local improvements	4,834	5,433	5,750	6,117	6,330
Neighbourhood improvement	5,169	5,939	6,276	5,649	6,057
Public art program	459	1,088	1,105	1,278	1,585
Sanitary sewer	18,677	21,647	24,332	27,661	30,254
Steveston off-street parking	187	248	256	266	277
Steveston road ends	296	293	204	2,930	2,723
Waterfront improvement	2,276	3,051	1,344	496	179
Watermain replacement	39,070	43,276	42,619	46,377	43,435
Oval	-	-	-	-	1,700
<b>Total reserves</b>	<b>\$275,445</b>	<b>\$273,339</b>	<b>\$273,664</b>	<b>\$247,123</b>	<b>\$275,353</b>

Source: City of Richmond Business and Financial Services Department



## Investment portfolio per type 2010–2011 (\$000's)



## Ratio analysis indicators of financial condition

	2010	2011
<b>Sustainability ratios</b>		
Assets to liabilities (times)	11.5	11.2
Financial assets to liabilities (times)	3.0	2.8
Net debt to total revenues	2.6%	1.8%
Net debt to total assessment	0.0%	0.0%
Expenses to total assessment	0.7%	0.6%
<b>Flexibility ratios</b>		
Public debt charges to revenues	1.5%	1.2%
Net book value of capital assets to cost	70.4%	70.4%
Own source revenue to assessment	0.8%	0.8%
<b>Vulnerability ratios</b>		
Government transfers to total revenues	1.6%	1.9%

*Note: Based on average balance sheet amounts*

# City of Richmond services and contact information

The City of Richmond's services are organized into the Chief Administrator's Office and eight departments, as well as three separate City services. The departments are: Office of the Chief Administrative Officer, Business and Financial Services, Corporate Services, Community Services, Engineering and Public Works, Law and Community Safety, Parks and Recreation, Planning and Development, and Project Development and Facility Services. The other City services are: Gateway Theatre, Richmond Olympic Oval and Richmond Public Library.

## Mailing Address

City of Richmond  
6911 No. 3 Road  
Richmond, British Columbia  
V6Y 2C1 Canada

## Information Centre

Tel: 604-276-4000  
Fax: 604-276-4029  
Email: [infocentre@richmond.ca](mailto:infocentre@richmond.ca)

## Telecommunication Device for the Deaf (TDD)

Tel: 604-276-4311

## Mayor and Councillors

Mayor: 604-276-4123  
Councillors: 604-276-4134  
Email: [MayorandCouncillors@richmond.ca](mailto:MayorandCouncillors@richmond.ca)

## Website

[www.richmond.ca](http://www.richmond.ca)

## Community Bylaws

Dog Licences: 604-247-4633  
Animal Control: 604-247-4630  
Bylaw and Parking Ticket Enquiries: 604-276-4284  
Automated Parking and Bylaw Enquiries:  
604-276-4345

## Fire Department (Richmond Fire-Rescue)

Administration (non-emergency calls only):  
Tel: 604-278-5131  
911 (emergency calls only)

## Police Department (Richmond RCMP)

Administration (non-emergency calls only):  
Tel: 604-278-1212  
911 (emergency calls only)

## Garbage and Recycling

Information Line: 604-276-4010

## Gateway Theatre

6500 Gilbert Road

Information Line: 604-270-6500

Box Office: 604-270-1812

Box Office Hours: Monday to Friday, noon to  
6:00 p.m.; Saturday, 2:00 to 6:00 p.m.

Website: [www.gatewaytheatre.com](http://www.gatewaytheatre.com)

## Human Resources

Reception: 604-276-4105

## Library

For hours: 604-231-6401

Website: [www.yourlibrary.ca](http://www.yourlibrary.ca)

## Parks Department

Reception: 604-244-1208

## Permit Centre

Business Licences: 604-276-4328

Building Permits: 604-276-4285

Inspection Enquiries: 604-276-4118

Inspection Request Line: 604-276-4111

## Public Works

Public Works Service Centre: 604-244-1262

24 Hour Emergency Calls: 604-270-8721

## Recreation and Cultural Services

Information and Registration Line: 604-276-4300

## Richmond Olympic Oval

6111 River Road

Information Line: 778-296-1400

Website: [www.richmondoval.ca](http://www.richmondoval.ca)

## Taxes–Property and Utility

General Enquiries: 604-276-4145

## Transportation and Traffic

Parking Tickets: 604-276-4345

Transportation and Traffic Enquiries:  
604-276-4388

Traffic Signals: 604-247-4616

## Zoning Information

Zoning and Signs: 604-276-4017





## City of Richmond

6911 No. 3 Road, Richmond, BC V6Y 2C1  
Telephone: 604-276-4000  
[www.richmond.ca](http://www.richmond.ca)

Contents printed on Canadian made, 100% recycled stock using environmentally friendly toners.