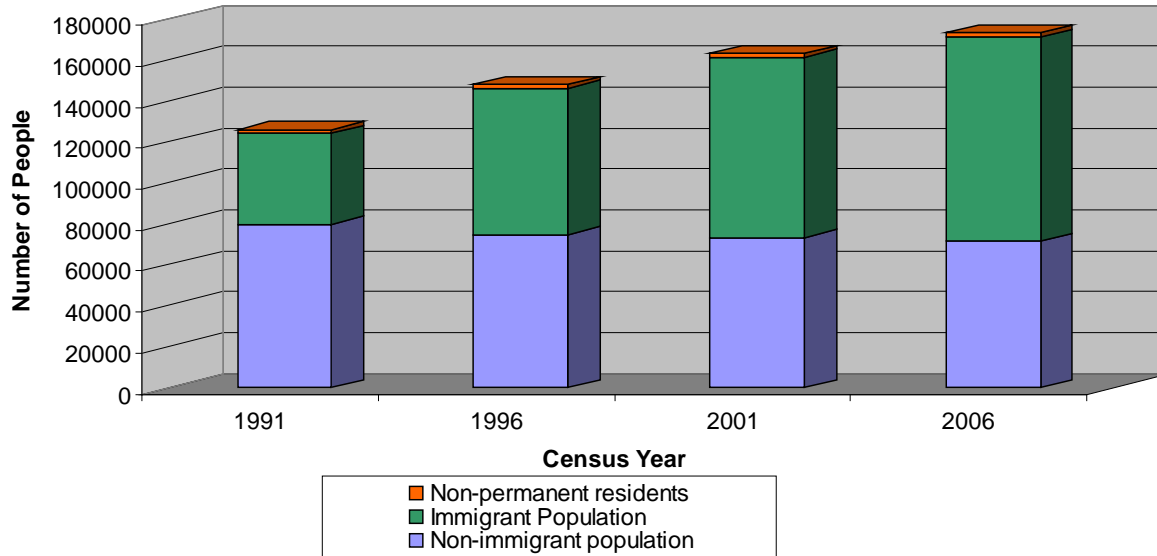


Immigration Hot Facts

Immigrants in Richmond

As of May 2006, just over 41% of Richmond residents were Canadian by birth, over 57.4% were immigrants and the remaining 1.3% were non-permanent residents (i.e. hold work authorizations). Over the past fifteen years, the overall proportion of immigrant residents has been increasing.

Number of Immigrants and Non-Immigrants in Richmond (2006 Census)

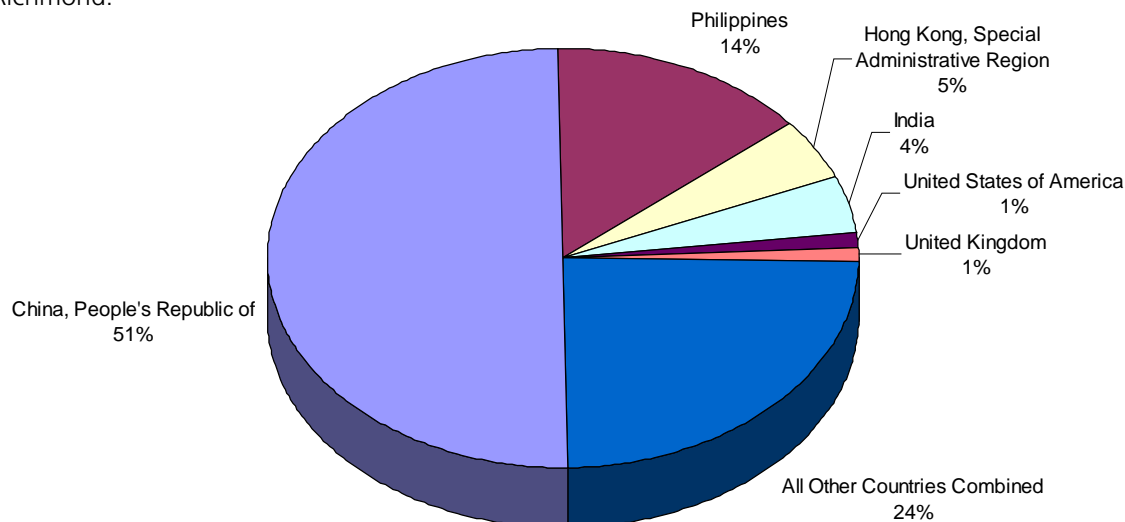


Nearly 58% percent of the total immigrant population in Richmond were 25 years or older at time of immigration, while 35% were 5-24 years old at time of immigration.

Countries of Origin For Recent* Immigrants

*Note: Recent immigrants are immigrants who have immigrated to Canada in the last five years (between 2001-2006).

Between May, 2001, and May, 2006, an estimated 18,780 immigrants came to Richmond from countries all over the world. The graphic below provides an overall sense of the countries of origin for recent immigrants to Richmond.



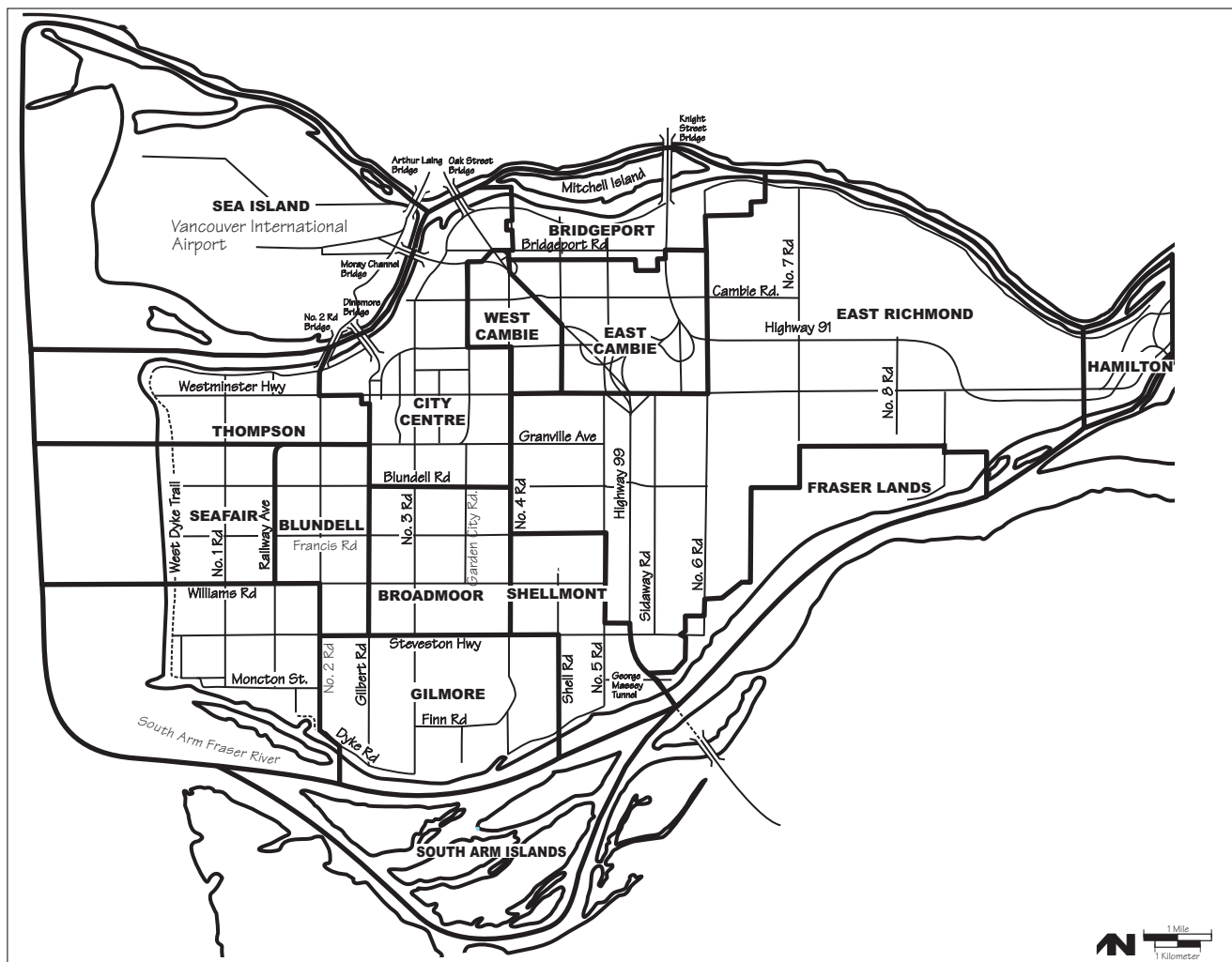
The Six Leading Countries of Birth for Recent Immigrants to Richmond

Collectively the six countries listed below represent 75.5% of the total recent immigrants to Richmond¹.

Country	2001	2006	% Change
China, People’s Republic of	6,510	9,395	44.3%
Philippines	1,940	2,660	37.1%
Hong Kong, Special Administration Region	5,450	890	-83.7%
India	815	810	-0.6%
United States of America	355	235	-33.8%
United Kingdom	175	190	8.6%

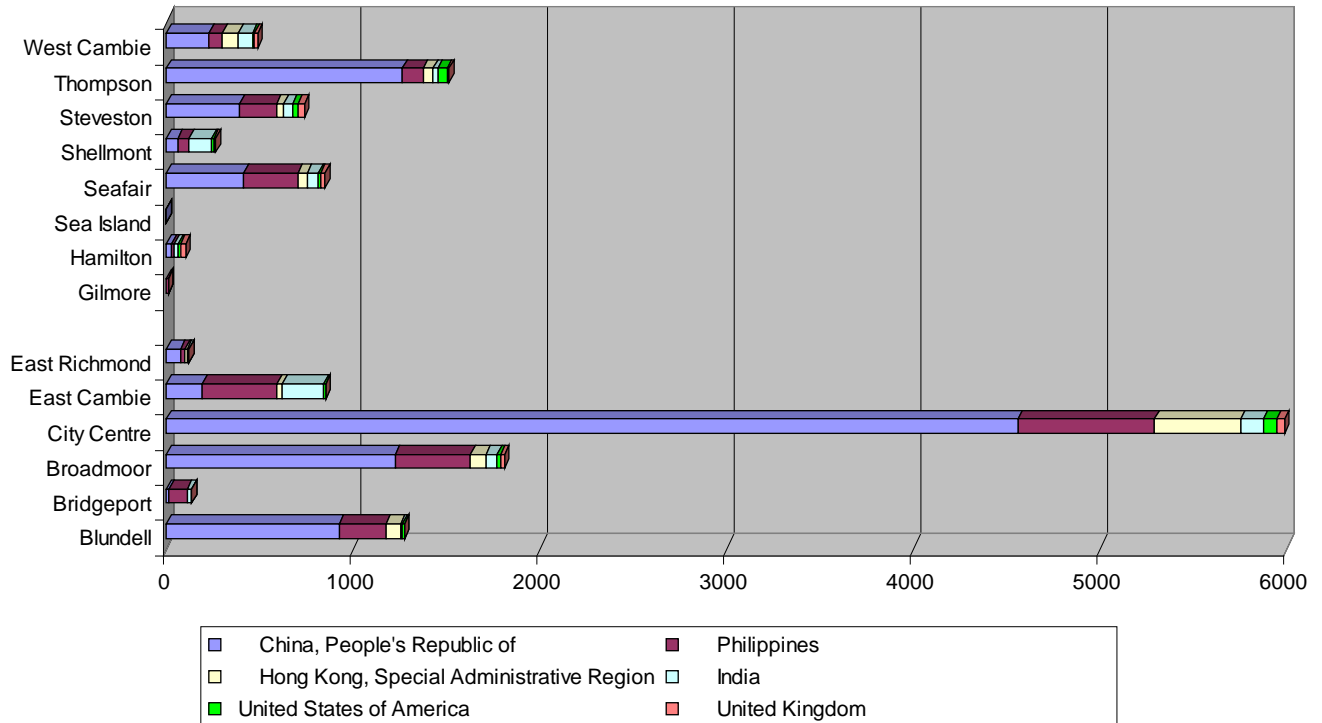
Destinations for Recent Immigrants to Richmond by Planning Area

The graph below shows which Planning Areas that recent immigrants to Richmond chose to reside in 2006. The City Centre, Broadmoor, Thompson Blundell, Seafair Planning Areas received the greatest number of recent immigrants.



¹ Stats Canada, 2001 and 2006 Census

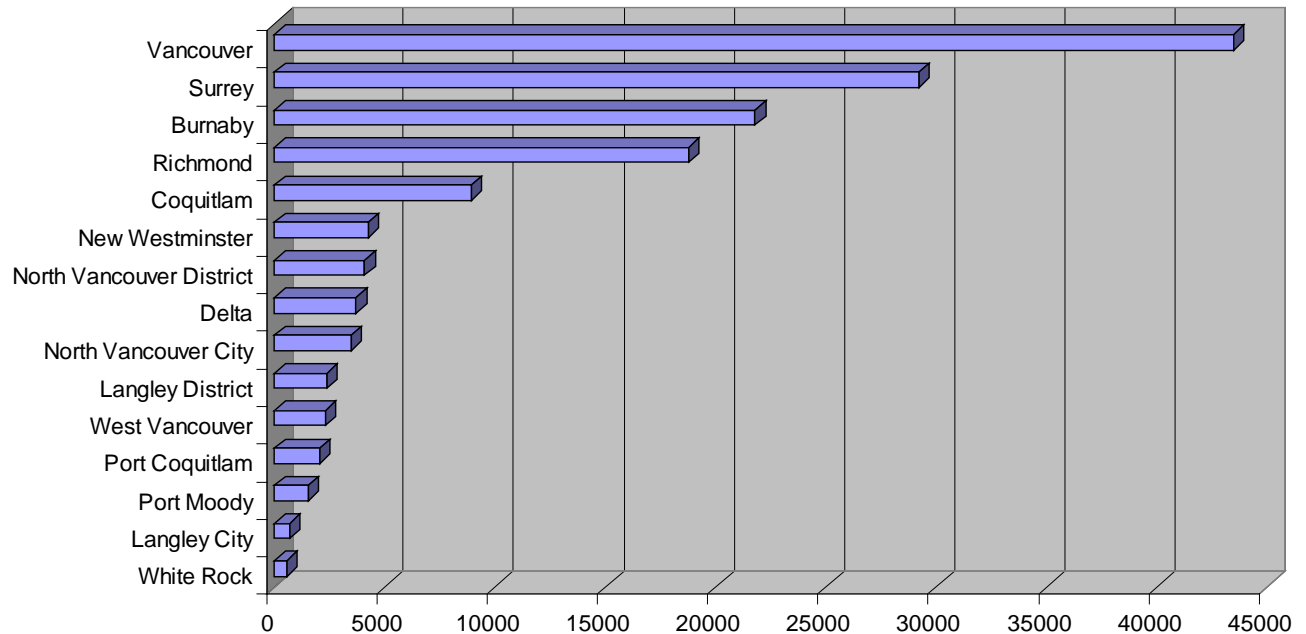
Destinations for Total Recent Immigrants from All Countries to Richmond by Selected Places of Birth (2006 Census)



How Does Richmond Compare?

Out of fifteen Cities and Districts in Metro Vancouver, Richmond received the fourth largest number of recent immigrants between 2001 and 2006.

Greater Vancouver Destination Cities for Recent Immigrants



Summary

Canada is a nation of immigrants and Richmond's population reflects this as more than 57% of its population were born in countries other than Canada.

Over the past 6 years Richmond's overall growth rate has slowed while the immigration continues to climb as a percentage of total population.

The top three source countries for recent immigrants to Richmond are China, the Philippines and Hong Kong.

The top three Planning Area destinations for recent immigrants to Richmond are the City Centre, Broadmoor and Thompson.

Richmond continues to receive a significant number of new immigrants arriving in the Lower Mainland.

For Further Information:

Please contact the Policy Planning Division, 604-276-4207, housingplanning@richmond.ca.

**City of Richmond**

6911 No. 3 Road, Richmond, BC V6Y 2C1

Tel: 604-276-4000

www.richmond.ca